



Ghani Global Group

Faith

Experience

Innovation

Growth

1st Quarter

September 30, 2024

Ghani Chemical Industries Limited

Manufacturers of Medical / Industrial Gases & Chemicals



CORPORATE INFORMATION

BOARD OF DIRECTORS

Masroor Ahmad Khan
(Chairman)
Hafiz Farooq Ahmad
(Chief Executive Officer)
Atique Ahmad Khan
Rabia Atique
Muhammad Hanif
Hafiz Imran Lateef
Shiekh Muhammad Saleem Ahsan

MANAGEMENT TEAM

Asim Mahmud
(Director Finance / CFO)
Farzand Ali
(GM Corporate / Company Secretary)
Syed Sibtul Hassan Gilani
(GM Procurement)
Bilal Butt
(GM Sales & Marketing)
Abid Ameen
(Head of Plants)

REGISTERED/CORPORATE OFFICE

10-N, Model Town Ext, Lahore.
UAN: 111 GHANI 1 (442-641)
Fax: (092) 042-35160393
E-mail: info.gases@ghaniglobal.com
Website: www.ghaniglobal.com

REGIONAL MARKETING OFFICE

C-7/A, Block F, Gulshan-e-Jamal
Rashid Minhas Road, Karachi.
Ph: 021-34572150

MANUFACTURING PLANTS

- Phool Nagar, Tehsil Pattoki.
Distt. Kasur, Punjab.
- Eastern Industrial Zone, Port Qasim,
Karachi, Sindh.
- Hattar Special Economic Zone,
Distt. Haripur, KPK.

SHARE REGISTRAR

Corplink (Private) Limited
Wings Arcade, 1-K Commercial,
Model Town, Lahore-Pakistan.
Tell: 042-35916714

BOARD COMMITTEES

Audit & Risk Management Committee

Shiekh Muhammad Saleem Ahsan
(Chairman)
Masroor Ahmad Khan
Rabia Atique

HR&R and Compensation Committee

Hafiz Imran Lateef
(Chairman)
Rabia Atique
Hafiz Farooq Ahmad
Muhammad Hanif

BANKERS

Albaraka Bank Pakistan Limited
Allied Bank Limited
Askari Bank Limited
Bank Alfalah Limited
Bank Al Habib Limited
Bank Islami (Pakistan) Limited
Dubai Islamic Bank Limited
Faysal Bank Limited
Habib Bank Limited
Habib Metro Bank Limited
JS Bank Limited
Meezan Bank Limited
National Bank of Pakistan
Soneri Bank Limited
The Bank of Punjab
The Bank of Khyber

EXTERNAL AUDITORS

ShineWing Hameed Chaudhri & Co.
Chartered Accountants

SHARIAH ADVISOR (SUKUK)

Al Halal Shariah Advisors (Private) Limited

CREDIT RATING

Long term rating A
Short term rating A1
(by The Pakistan Credit Rating Agency Limited)

LEGAL ADVISOR

Asif Mahmood Khan, Advocate
DSK Law Firm, Lahore.

DIRECTORS' REVIEW

DEAR SHAREHOLDERS,

Assalam-o-Alaikum Wa RehmatUllah Wa BarakatoH

The directors of your Company (Ghani Chemical Industries Limited) are pleased to present the unaudited condensed interim financial statements of the Company for the first quarter ended September 30, 2024, in compliance with the requirements of Companies Act, 2017.

FINANCIAL PERFORMANCE

By the grace of Almighty Allah, despite all adverse economic factors during the period under review, your Company improved/enhanced the sales to Rs. 2,037 million from Rs. 1,434 million as compared with the same period of last year. Gross profit of the Company has increased to Rs. 636 million from Rs. 442 million in comparison with corresponding period of last year. Distribution cost and administrative cost incurred during period is Rs. 39 million and Rs. 64 million whereas for the same period of last year it was Rs. 43 million and Rs. 49 million, respectively.

Although finance cost increased from Rs. 103 million to Rs. 114 million as compared with the same period of last year, however, due to considerable increase in sales volume, profit after taxation increased to Rs. 303 million against Rs. 225 million in comparison with same period of last year. Accordingly, Company's Earnings per share increased to Rs. 0.61 whereas during the same period of last year, Company's Earnings per share was Rs. 0.46.

A comparison of the key financial results of your Company for the three months ended September 30, 2024 with the same period of last year is as under:

Particulars	Rupees in '000' Except EPS	
	September 2024	September 2023
Gross Sales	2,036,568	1,434,270
Net sales	1,731,865	1,212,696
Gross profit	635,852	441,688
Distribution cost	(39,480)	(43,201)
Administrative expenses	(64,402)	(49,931)
Operating profit	622,627	430,543
Finance cost	(114,794)	(103,580)
Profit after taxation	303,145	225,987
Earnings per share	0.61	0.46

Your Company is successfully running four state-of-the-art 410 TPD (tons per day) Air Separation Plants at Lahore (02) and Karachi (02). All Processes are fully controlled through Modern Supervisory control and data acquisition on (SCADA) system provided by leading brands i.e. Yokogawa and Siemens. GCIL is the only Liquid Medical Oxygen manufacturer with "Back up Plant" facility at its Lahore and Post Qasim Site, due to which it supplied highest quantity of Medical Oxygen to hospitals during COVID with smooth & reliable services.

Plants setup by your Company are designed to produce Oxygen purity $\geq 99.6\%$ thus product on of Liquid Medical Oxygen produced and supplied by Ghani Chemical Industries exceed the standards set out as per EU/US Pharmacopeia standard $\geq 99.5\%$ at all of your plants nationwide.

After completing requisite formalities, your Company formally filed the petition for approval of the scheme with the Honorable Lahore High Court, Lahore (the Court) on October 19, 2024 to carve out Calcium Carbide Project from Ghani Chemical Industries Limited to Ghani ChemWorld Limited (GCWL/Subsidiary Company) against allotment of Partially Redeemable shares of GCWL to the shareholders of GCIL and other related matters (the Scheme). The Honorable Lahore High Court, Lahore vide its order in C.O No. 65259 of 2024 dated October 21, 2024 (received on October 28, 2024) has appointed two chairpersons to supervise the Extra Ordinary General Meeting (EOGM) of the shareholders of the Company to be held on November 23, 2024 and submit their report to the Honorable Court. For approval of Merger/Demerger Scheme, formal notice of EOGM will be communicated to Pakistan Stock Exchange Limited (PSX), the Securities & Exchange Commission of Pakistan (SECP) and the shareholders in due course of time.

FUTURE PROSPECTS

Your Company has made strategic investment to build a sizeable fifth 275TPD ASU plant in the KPK region capable of producing liquid oxygen, liquid nitrogen and liquid argon simultaneously. Taking into consideration the complexities associated with transportation of these products particularly in order to fulfill the region's need for Oxygen in the healthcare industry. Setup of import substitute Calcium Carbide Project is also actively under construction and will be installed shortly.

Your Company has negotiated long term, medium term and annual contracts with public hospitals for FY 2024-25 which would play pivotal role to attain growth in all segments of the business and eventually enhance the profitability of the company Insha'Allah!

ACKNOWLEDGEMENTS

Indeed, all growth in the business of the Company was not possible without the Will and Blessings of ALMIGHTY ALLAH. The Board of Directors wish to express their gratitude to valued shareholders, banks/financial Institutions, and suppliers for their continuous support, cooperation and patronage. We also wish to place on record the dedication, hard work and diligence of executives, staff and workers of the company.

For and behalf of Board of Directors



HAFIZ FAROOQ AHMAD
(Chief Executive Officer)



ATIQUE AHMAD KHAN
(Director)

Lahore:
October 28, 2024

سے فراہم کیا جاتا ہے۔ جی سی آئی ایل واحد مائع میڈیکل آکسیجن مینوفیکچرر ہے جس کے پاس لاہور اور پوسٹ قاسم سائٹ پر "بیک اپ پلانٹ" کی سہولت موجود ہے، جس کی وجہ سے اس نے کوئیڈ کے دوران اسپتالوں کو ہموار اور قابل اعتماد خدمات کے ساتھ سب سے زیادہ مقدار میں میڈیکل آکسیجن فراہم کی۔

ہمارے پلانٹس کو 99.6% آکسیجن پاکیزگی پیدا کرنے کے لئے ڈیزائن کیا گیا ہے اس طرح غنی کیمیکل انڈسٹریز کے ذریعے تیار اور فراہم کردہ مائع میڈیکل آکسیجن کی مصنوعات یورپی یونین/ایو ایس فارما کو پیامعیار کے مطابق ملک بھر میں ہمارے تمام پلانٹس میں 99.5% سے زیادہ معیار سے تجاوز کرتی ہیں۔

غنی کیمیکل انڈسٹریز سے کیمیشم کاربائیڈ پر ایکٹ کو الگ کر کے غنی کیم ورلڈ لمیٹڈ (جی سی ڈبلیو ایل/ جی سی آئی ایل کی ماتحت کمپنی) میں GCWL کے جزوی طور پر ریڈیم ایبل شیئرز کی غنی کیمیکل انڈسٹریز لمیٹڈ کے شیئرز ہولڈرز کو الاٹمنٹ کے لئے مطلوبہ رسمی کارروائیوں کو مکمل کرنے کے بعد، کمپنی نے باضابطہ طور پر اسکیم کی منظوری کے لیے معزز لاہور ہائی کورٹ، لاہور (عدالت) میں 19 اکتوبر 2024 کو پٹیشن دائر کر دی۔ معزز لاہور ہائی کورٹ، لاہور نے 21 اکتوبر 2024 کو C.O. No. 2024 of 65259 میں اپنے حکم کے ذریعے (جو کہ 28 اکتوبر 2024 کو موصول ہوا) 23 نومبر 2024 کو کمپنی کے شیئرز ہولڈرز کی ایکسٹرا آرڈینری جنرل میٹنگ (EOGM) کی نگرانی اور اپنی رپورٹ پیش کرنے کے لیے دو چیئرمینز کو مقرر کیا ہے۔ انضمام/غیر انضمام اسکیم کی منظوری کے لیے EOGM نوٹس پاکستان اسٹاک ایکسچینج لمیٹڈ (PSX)، سکیورٹیز اینڈ ایکسچینج کمیشن آف پاکستان (SECP) اور حصص یافتگان کو مقررہ وقت پر مطلع کر دیا جائے گا۔

مستقبل کے امکانات

آپ کی کمپنی نے کے پی کے خطے میں ایک بڑا پانچواں 275 ٹی پی ڈی اے ایس یو پلانٹ تعمیر کرنے کے لئے اسٹریٹجک سرمایہ کاری کی ہے جو بیک وقت مائع آکسیجن، مائع نائٹروجن اور مائع آرگن پیدا کرنے کی صلاحیت رکھتا ہے۔ خاص طور پر صحت کی دیکھ بھال کی صنعت میں آکسیجن کی خطے کی ضرورت کو پورا کرنے کے لئے ان مصنوعات کی نقل و حمل سے وابستہ پیچیدگیوں کو مد نظر رکھتے ہوئے۔ اپورٹ سبسٹی ٹیوٹ کیمیشم کاربائیڈ پر ڈیجیٹل کاسیٹ اپ زیر تعمیر ہے اور جلد ہی نصب کیا جائے گا۔

آپ کی کمپنی نے مالی سال 2024-25 کے لئے سرکاری ہسپتالوں کے ساتھ طویل مدتی، وسط مدتی اور سالانہ معاہدوں پر بات چیت کی ہے جو کاروبار کے تمام شعبوں میں ترقی حاصل کرنے میں اہم کردار ادا کرے گا اور بالآخر کمپنی کے منافع میں انشاء اللہ اضافہ کرے گا!

اعتراف

درحقیقت کمپنی کے کاروبار میں تمام تر ترقی اللہ تعالیٰ کی مرضی اور برکت کے بغیر ممکن نہیں تھی۔ بورڈ آف ڈائریکٹرز قابل قدر شیئرز ہولڈرز، بینکوں/مالیاتی اداروں، اور سپلائرز کے مسلسل تعاون، تعاون اور سرپرستی کے لیے ان کا شکریہ ادا کرنا چاہتا ہے۔ ہم کمپنی کے ایگزیکٹوز، عملے اور کارکنوں کی لگن، محنت اور تندہی کو بھی ریکارڈ پر رکھنا چاہتے ہیں۔

عتیق احمد خان
(ڈائریکٹر)

حافظ فاروق احمد
(چیف ایگزیکٹو آفیسر)

لاہور:

28 اکتوبر 2024

ڈائریکٹرز رپورٹ

پیارے شیئر ہولڈرز

السلام وعلیکم ورحمۃ اللہ وبرکات

آپ کی کمپنی (غنی کیمیکل انڈسٹریز لمیٹڈ) کے ڈائریکٹرز 30 ستمبر، 2024 کو ختم ہونے والی پہلی سہ ماہی کے لئے کمپنی ایکٹ، 2017 کے تقاضوں کی تعمیل کرتے ہوئے کمپنی کے غیر آڈٹ شدہ عبوری اور مالیاتی بیانات پیش کرنے پر خوش ہیں۔

مالیاتی کارکردگی

اللہ تعالیٰ کے فضل و کرم سے اس عرصے کے دوران تمام منفی معاشی عوامل کے باوجود آپ کی کمپنی نے گزشتہ سال کے اسی عرصے کے مقابلے میں 1,434 ملین روپے سے 2,037 ملین روپے کی فروخت میں بہتری یا اضافہ کیا ہے۔ کمپنی کا مجموعی منافع گزشتہ سال کے اسی عرصے کے مقابلے میں 442 ملین روپے سے بڑھ کر 636 ملین روپے ہو گیا ہے۔ اس عرصے کے دوران تقسیم اور انتظامی لاگت 39 ملین روپے اور 64 ملین روپے ہے جبکہ گزشتہ سال کے اسی عرصے میں یہ بالترتیب 43 ملین اور 49 ملین روپے تھی۔

اگرچہ مالی لاگت گزشتہ سال کے اسی عرصے کے مقابلے میں 103 ملین روپے سے بڑھ کر 114 ملین روپے ہو گئی تاہم فروخت کے حجم میں خاطر خواہ اضافے کی وجہ سے بعد از ٹیکس منافع گزشتہ سال کے اسی عرصے کے مقابلے میں 225 ملین روپے کے مقابلے میں بڑھ کر 303 ملین روپے ہو گیا۔ اس کے مطابق کمپنی کی فی حصص آمدنی بڑھ کر 0.61 روپے ہو گئی جبکہ گزشتہ سال کے اسی عرصے کے دوران کمپنی کی فی حصص آمدنی 0.46 روپے تھی۔

30 ستمبر، 2024 کو ختم ہونے والے تین مہینوں کے لئے آپ کی کمپنی کے اہم مالی نتائج کا پچھلے سال کے اسی عرصے کے ساتھ موازنہ درج ذیل ہے:

Particulars	Rupees in '000' Except EPS	
	September 2024	September 2023
Gross Sales	2,036,568	1,434,270
Net sales	1,731,865	1,212,696
Gross profit	635,852	441,688
Distribution cost	(39,480)	(43,201)
Administrative expenses	(64,402)	(49,931)
Operating profit	622,627	430,543
Finance cost	(114,794)	(103,580)
Profit after taxation	303,145	225,987
Earnings per share	0.61	0.46

آپ کی کمپنی لاہور (02) اور کراچی (02) میں چارجڈ ریڈرین 410 ٹی پی ڈی (ٹن یومیہ) ایگزیکٹو پلانٹس کامیابی سے چلا رہی ہے۔ تمام پروسیسرز کو جدید سپروائزرز کنٹرول اور ڈیٹا ایکویزیشن آن (ایس سی اے ڈی اے) سسٹم کے ذریعے مکمل طور پر کنٹرول کیا جاتا ہے جو معروف برانڈز یعنی یوگاو اور سینز کی طرف


GHANI CHEMICAL INDUSTRIES LIMITED
UNCONSOLIDATED CONDENSED INTERIM STATEMENT OF FINANCIAL POSITION
AS AT SEPTEMBER 30, 2024

		Un-audited September 30, 2024	Audited June 30, 2024
	Note	Rupees in thousand	
ASSETS			
Non-current assets			
Property, plant and equipment	6	10,818,343	10,568,886
Right of use assets		543,676	547,649
Intangible assets		1,479	1,479
Investments		20,575	20,075
Long term deposits		66,616	66,616
		11,450,689	11,204,705
Current assets			
Stores, spares and loose tools		465,993	362,135
Stock-in-trade		101,843	160,587
Trade debts		2,065,917	2,142,223
Loan and advances	7	1,363,983	1,336,248
Deposits, prepayments and other receivables		689,213	590,358
Tax refunds due from Government		85,422	93,841
Prepaid levies		667	516
Advance income tax		512,583	421,970
Short term Investment		100,000	100,000
Cash and bank balances		532,462	468,054
		5,918,083	5,675,932
Total assets		17,368,772	16,880,637
Equity and liabilities			
Share capital and reserves			
Share capital		5,001,879	5,001,879
Share premium		164,011	164,011
Revaluation surplus on freehold and leasehold land		735,087	735,087
Merged reserves		1,342,746	1,342,746
Unappropriated profit		2,912,996	2,609,851
Total equity		10,156,719	9,853,574
Non-current liabilities			
Long term finances	8	1,566,459	1,640,536
Redeemable capital - Sukuk		800,000	800,000
Long term security deposits		78,046	70,136
Lease liabilities		5,858	5,858
Deferred liabilities		907,371	832,854
		3,357,734	3,349,384
Current liabilities			
Trade and other payables	9	422,743	313,738
Contract liabilities - advances from customers		365,677	644,340
Accrued profit		360,577	336,120
Unclaimed dividend		491	491
Short term borrowings		1,769,768	1,580,482
Current portion of non-current liabilities		489,940	486,870
Provision for tax levies		299,958	212,217
Taxation		145,165	103,421
		3,854,319	3,677,679
Total liabilities		7,212,053	7,027,063
Contingencies and commitments	10		
Total equity and liabilities		17,368,772	16,880,637

The annexed notes form an integral part of these unconsolidated condensed interim financial statements.



Hafiz Farooq Ahmad
(Chief Executive Officer)



Asim Mahmud
(Chief Financial Officer)




Atique Ahmad Khan
(Director)

GHANI CHEMICAL INDUSTRIES LIMITED
UNCONSOLIDATED CONDENSED INTERIM STATEMENT OF PROFIT OR LOSS AND
OTHER COMPREHENSIVE INCOME
FOR THE FIRST QUARTER ENDED SEPTEMBER 30, 2024

	Un-audited September 30, 2024	Restated Un-audited September 30, 2023
Note	----- Rupees in '000 -----	
Sales	2,036,568	1,434,270
Less: sales tax	(304,703)	(221,574)
Sales - net	<u>1,731,865</u>	<u>1,212,696</u>
Cost of sales	(1,096,013)	(771,008)
Gross profit	<u>635,852</u>	<u>441,688</u>
Distribution cost	(39,480)	(43,201)
Administrative expenses	(64,402)	(49,931)
Other expenses	(42,836)	(24,581)
Other income	133,493	106,568
	(13,225)	(11,145)
Profit from operations	<u>622,627</u>	<u>430,543</u>
Finance cost	(114,794)	(103,580)
Profit before taxation, minimum and final tax levies	<u>507,833</u>	<u>326,963</u>
Minimum and final tax levies	(87,426)	(74,672)
Profit before taxation	<u>420,407</u>	<u>252,291</u>
Taxation	(117,262)	(26,304)
Profit after taxation	<u>303,145</u>	<u>225,987</u>
Other comprehensive income	0	0
Total comprehensive income for the year	<u><u>303,145</u></u>	<u><u>225,987</u></u>
Earnings per share	11 <u><u>0.61</u></u>	<u><u>0.46</u></u>

The annexed notes form an integral part of these unconsolidated condensed interim financial statements.



Hafiz Farooq Ahmad
(Chief Executive Officer)



Asim Mahmud
(Chief Financial Officer)



Atique Ahmad Khan
(Director)

GHANI CHEMICAL INDUSTRIES LIMITED
UNCONSOLIDATED CONDENSED INTERIM STATEMENT OF CHANGES IN EQUITY
FOR THE FIRST QUARTER ENDED SEPTEMBER 30, 2024

Share capital	Capital reserves			Revenue reserve - unappropriated profit / (accumulated loss)	Total
	Share premium	Revaluation surplus on freehold and leasehold land	Merged reserves		

----- Rupees in thousand -----

Balance as at June 30, 2023	5,001,879	164,011	497,278	1,342,746	1,824,044	8,829,958
Total comprehensive income for the period ended September 30, 2023	0	0	0	0	225,987	225,987
Balance as at September 30, 2023	5,001,879	164,011	497,278	1,342,746	2,050,031	9,055,945
Balance as at June 30, 2024	5,001,879	164,011	735,087	1,342,746	2,609,851	9,853,574
Total comprehensive income for the period ended September 30, 2024	0	0	0	0	303,145	303,145
Balance as at September 30, 2024	5,001,879	164,011	735,087	1,342,746	2,912,996	10,156,719

The annexed notes form an integral part of these unconsolidated condensed interim financial statements.



Hafiz Farooq Ahmad
(Chief Executive Officer)



Asim Mahmud
(Chief Financial Officer)



Atique Ahmad Khan
(Director)

GHANI CHEMICAL INDUSTRIES LIMITED
UNCONSOLIDATED CONDENSED INTERIM STATEMENT OF CASH FLOWS
FOR THE FIRST QUARTER ENDED SEPTEMBER 30, 2024

	Un-audited September 30, 2024	Un-audited September 30, 2023
CASH FLOWS FROM OPERATING ACTIVITIES		
Profit for the period - before taxation	507,833	326,963
Adjustments for non-cash charges and other items:		
Finance cost	114,794	103,580
Depreciation	53,734	39,512
Amortisation of right-of-use assets	3,973	3,378
Gain on disposal of operating fixed assets	(6,056)	167
Gain on forward foreign exchange contract	0	(449)
Allowance for expected credit loss	5,000	0
Profit before working capital changes	679,278	473,151
Effect on cash flows due to working capital changes		
(Increase) / decrease in current assets:		
Stores, spares and loose tools	(103,858)	(60,475)
Stock-in-trade	58,744	(192,789)
Trade debts	71,306	(188,596)
Loan and advances	(27,735)	(286,769)
Deposits, prepayments and other receivables	(98,855)	(47,615)
Short term Investment	0	43,000
Tax refunds due from Government	8,419	(3,780)
(Decrease) / increase in current liabilities:		
Contract liabilities - advances from customers	(278,663)	121051
Trade and other payables	109,003	63,171
	(261,639)	(552,802)
Cash generated from / (used in) operations	417,639	(79,651)
Income tax (paid)/ refund received - net	(90,448)	(22,110)
Net cash generated from / (used in) operating activities	327,191	(101,761)
CASH FLOWS FROM INVESTING ACTIVITIES		
Fixed capital expenditure	(316,929)	(161,251)
Proceeds from sale of operating fixed assets	19,795	103
Investments made	(500)	0
Net cash used in investing activities	(297,634)	(161,148)
CASH FLOWS FROM FINANCING ACTIVITIES		
Long term finances	(72,008)	87,596
Redeemable capital - Sukuk (redeemed)	0	(54,167)
Long term security deposits - net	7,910	(300)
Short term borrowings	189,286	136,789
Lease Liabilities	0	(463)
Finance cost paid	(90,337)	(54,478)
Net cash generated from financing activities	34,851	114,977
Net increase / (decrease) in cash and cash equivalents	64,408	(147,932)
Cash and cash equivalents at the beginning of the period	468,054	525,173
Cash and cash equivalents at the end of the period	532,462	377,241

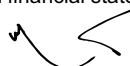
The annexed notes form an integral part of these unconsolidated condensed interim financial statements.



Hafiz Farooq Ahmad
(Chief Executive Officer)



Asim Mahmud
(Chief Financial Officer)



Atique Ahmad Khan
(Director)

GHANI CHEMICAL INDUSTRIES LIMITED
NOTES TO THE UNCONSOLIDATED CONDENSED INTERIM FINANCIAL STATEMENTS
FOR THE FIRST QUARTER ENDED SEPTEMBER 30, 2024

1. LEGAL STATUS AND OPERATIONS

Ghani Chemical Industries Limited (the Company) was incorporated in Pakistan as a private limited company on November 23, 2015 under the repealed Companies Ordinance, 1984 (now the Companies Act, 2017) and was converted into a public limited company on April 20, 2017. The Company is principally engaged in manufacturing, sale and trading of medical & industrial gases and chemicals. The registered office and head office of the Company are situated at 10-N, Model Town Extension, Lahore whereas production facilities are situated at Phool Nagar, District Kasur and Industrial Zone, Port Qasim, Karachi. The Company's liaison office is situated in Sangjani, District Rawalpindi.

The Company is a Subsidiary of Ghani Global Holdings Ltd., which holds 279,905,983 (June 30, 2024: 279,905,983) ordinary shares of the Company representing 55.96% (June 30, 2024: 55.96%) of its paid-up capital as at September 30, 2024.

As per the Scheme of Compromises, Arrangement and Reconstruction (the Scheme), as sanctioned by the Lahore High Court, Lahore on February 06, 2019, the Holding Company had transferred its manufacturing undertaking to the Company on July 08, 2019 after the effective date.

2. BASIS OF PREPARATION

2.1 Statement of Compliance

These unconsolidated condensed interim financial statements have been prepared in accordance with the accounting and reporting standards as applicable in Pakistan for interim financial reporting. The accounting and reporting standards as applicable in Pakistan for interim financial reporting comprise of:

- International Financial Reporting Standards (IFRSs) issued by the International Accounting Standards Board (IASB) as notified under the Companies Act, 2017;
- Islamic Financial Accounting Standards (IFASs) issued by the Institute of Chartered Accountants of Pakistan as notified under the Companies Act, 2017; and
- Provisions of and directives issued under the Companies Act, 2017.

Where provisions of and directives issued under the Companies Act, 2017 differ from the IFRSs, the provisions of and directives issued under the Companies Act, 2017 have been followed.

2.1.2 These unconsolidated condensed interim financial statements do not include all of the information required for annual financial statements and should be read in conjunction with the annual audited financial statements of the Company as at and for the year ended June 30, 2024. Selected explanatory notes are included to explain events and transactions that are significant to the understanding of the changes in the Company's financial position and performance since the last annual audited financial statements.

2.1.3 These unconsolidated condensed interim financial statements are the separate financial statements of the Company in which investment in Subsidiary Companies is accounted for on the basis of direct equity interest rather than on the basis of reported results and net assets of the investee. Unconsolidated condensed interim financial statements of the Company are prepared and are presented separately.

2.2 Basis of measurement

These unconsolidated condensed interim financial statements have been prepared under the historical cost convention.

2.3 Functional and presentation currency

These unconsolidated condensed interim financial statements are presented in Pak Rupees, which is also the Company's functional currency. All amounts have been rounded to the nearest thousand, unless otherwise stated.

3. Accounting policies

All the accounting policies and the methods of computation adopted in the preparation of these unconsolidated condensed interim financial statements are consistent with those applied in the preparation of audited annual financial statements for the year ended June 30, 2024.

4. Changes In Accounting Standards, Interpretations And Amendments To Published Approved Accounting Standards

4.1 Standards, amendments to published standards, interpretations and guidelines that are effective in the current period

There were certain amendments to accounting and reporting standards which became mandatory for the Company during the period. However, these do not have any significant impact on the Company's financial reporting and, therefore, have not been detailed in these unconsolidated condensed interim financial statements.

4.2 Standards, amendments and interpretations to existing standards that are not yet effective and have not been early adopted by the Company.

There are certain amendments to the accounting and reporting standards that will be mandatory for the Company's annual accounting periods beginning on or after July 01, 2024. However, these amendments will not have any significant impact on the financial reporting of the Company and, therefore, have not been disclosed in these unconsolidated condensed interim financial statements.

5. Accounting estimates and judgements

The preparation of unconsolidated condensed interim financial statements require management to make judgements, estimates and assumptions that affect the application of accounting policies and the reported amounts of assets and liabilities, income and expenses. Actual results may differ from these estimates.

In preparing these unconsolidated condensed interim financial statements, the significant judgements made by management in applying the Company's accounting policies and the key sources of estimation uncertainty were the same as those applied to the financial statements for the year ended June 30, 2024.

6. PROPERTY, PLANT AND EQUIPMENT

		Un-audited September 30, 2024	Audited June 30, 2024
	Note	Rupees in thousand	
Operating fixed assets	6.1	6,773,378	6,792,002
Capital work-in-progress	6.2	3,992,085	3,158,662
Stores held for Capitalization		52,880	618,222
		<u>10,818,343</u>	<u>10,568,886</u>

		Un-audited September 30, 2024	Audited June 30, 2024
6.1 Operating fixed assets - tangible			
Opening book value		6,792,002	6,241,673
Add: addition during the period / year	6.1.1	48,849	721,161
Less: book value of the disposals	6.1.2	(13,739)	(169,102)
Add: surplus on revaluation		0	174,702
		6,827,112	6,968,434
Less: depreciation charged during the period / year		(53,734)	(176,432)
Closing book value		6,773,378	6,792,002
6.1.1 Addition during the period / year			
Land leasehold		0	7,178
Plant and machinery		10,904	399,257
Building		0	516
Furniture and fixtures		3,933	3,875
Office equipments		599	3,235
Computers		786	2,365
Vehicles		32,627	304,735
		48,849	721,161
6.1.2 Disposals during the period / Year			
Plant and machinery		30	51,511
Vehicles		13,709	117,330
Office equipment		0	261
		13,739	169,102
6.1.3 Surplus on revaluation			
Land - Freehold		0	123,040
Land - Leasehold		0	51,662
		0	174,702
6.2 Capital work in progress - at cost			
Plant and machinery			
Opening balance		3,158,662	209,889
Additions during the year		833,423	2,962,909
Capitalised during the year		0	(14,136)
Closing balance		3,992,085	3,158,662

7. LOAN AND ADVANCES - Unsecured, considered good	Note	Un-audited September 30, 2024	Audited June 30, 2024
		Rupees in thousand	
Advances to:			
- employees against expenses		5,981	4,107
- employees against salaries		2	2
- suppliers and contractors		124,170	149,515
Due from related parties		1,131,624	1,122,278
Letters of credit		103,691	61,831
		<u>1,365,468</u>	<u>1,337,733</u>
Allowance for impairment		(1,485)	(1,485)
		<u>1,363,983</u>	<u>1,336,248</u>
8. LONG TERM FINANCES			
From banking companies / others - secured	Note	Rupees in thousand	
Diminishing Musharakah		<u>2,027,422</u>	2,098,429
Current portion grouped under current liabilities		(460,963)	(457,893)
		<u>1,566,459</u>	<u>1,640,536</u>
9. TRADE AND OTHER PAYABLES			
Trade creditors		116,860	59,888
Bills payable		87,400	87,400
Accrued liabilities		88,758	83,882
Workers' (profit) participation fund		37,321	10,047
Workers' welfare fund		75,442	65,078
Payable to employees' provident fund		4,092	0
Withholding income tax		12,870	7,443
		<u>422,743</u>	<u>313,738</u>
10. CONTINGENCIES AND COMMITMENTS			
Contingencies			
10.1	There are no any material changes in contingencies as disclosed in the note to the financial statements for the year ended June 30, 2024.		
Commitments			
10.2	Commitments in respect of letters of credit amounted to Rs.484.400 million (June 30, 2024: Rs.147.783 million).		

10.3 Commitments for construction of buildings at the reporting date amounted to Rs.125 million (June 30, 2024: Rs.150 million).

11. EARNINGS PER SHARE

There is no dilutive effect on earnings per share of the Company, which is based on:	September 30, 2024	September 30, 2023
	Rupees in thousand	
Profit after taxation attributable to ordinary shareholders	<u><u>303,145</u></u>	<u><u>225,987</u></u>
	(Number of shares)	
Weighted average number of ordinary shares in issue during the year	<u><u>500,187,972</u></u>	<u><u>487,992,320</u></u>
	----- Rupees -----	
Earnings per share - basic	<u><u>0.61</u></u>	<u><u>0.46</u></u>

12. TRANSACTIONS WITH RELATED PARTIES

Related parties comprise of Holding Company and Associated Companies, directors of the Company, key management personnel and staff retirement benefit fund. The Company in the normal course of business carries out transactions with various related parties. Details of related parties with whom the Company has transacted along with relationship and transactions, other than those which have been disclosed in these financial statements, were as follows:

Name of related party	Relationship
- Ghani Global Holdings Ltd.	Parent Company
- Ghani Gases (Pvt.) Ltd.	Subsidiary Company
- Ghani ChemWorld Ltd.	Subsidiary Company
- Ghani Power (Pvt.) Ltd.	Subsidiary Company
- Ghani Global Glass Ltd.	Associated Company - common directorship
- Kilowatt Labs Technologies Ltd.	-do-
- Air Ghani (Pvt.) Ltd.	-do-
- Ghani Global Foods (Pvt.) Ltd.	-do-
- Ghani Products (Pvt.) Ltd.	-do-
- Ghani Engineering (Pvt.) Ltd.	Associated Company - common directorship
- A-One Prefabs (Pvt.) Ltd.	-do-
- A-One Batteries (Pvt.) Ltd.	-do-
- Ghani Industrial Complex (Pvt.) Ltd.	-do-

Name of related party	Relationship
- Kaya Projects (Pvt.) Ltd.	-do-
- G3 Fintech (Pvt.) Ltd.	-do-
- Mr. Masroor Ahmad Khan	Director/ shareholder
- Mr. Atique Ahmad Khan	-do-
- Hafiz Farooq Ahmad	-do-
- Provident Fund Trust	Employees' retirement fund

12.1 Transactions with related parties

Relationship with related party	Nature of transaction	September 30,	September 30,
		2024	2023
		Rupees in thousand	
Holding Company	Commission against corporate guarantee	2,619	1,800
	Return on advances given	4,908	0
Subsidiary Company			
	Investment made	500	0
Associated Company - Ghani Global Glass			
	Sale	16,093	15,754
	Return accrued on advances given	47,905	47,883
	Sharing of expenses - net	152,857	209,303
Provident fund trust	Contribution paid	8,812	7,679

12.2 Transactions with related parties are carried out on arm's length basis.

13. SEGMENT REPORTING

13.1 The Company has following two strategic divisions which are its reportable segments. Following summary describes the operations of each reportable segments:

a) Industrial Chemicals

This segment covers business of trading of chemicals.

b) Industrial and Medical Gases

This segment covers business with large-scale industrial consumers, typically in the oil, chemical, food and beverage, metal, glass sectors and medical customers in healthcare sectors. Gases and services are supplied as part of customer specific solutions and range from supply by road tankers in liquefied form. Gases for cutting and welding, hospital, laboratory applications and a variety of medical purposes are also distributed under pressure in cylinders.

13.2 Segment results were as follows:

Descriptions	Period end September 30, 2024			Period end September 30, 2023		
	Industrial and Medical Gases	Industrial Chemicals	Total	Industrial and Medical Gases	Industrial Chemicals	Total
	----- Rupees in thousand -----					
Net sales	1,561,212	170,653	1,731,865	1,099,208	113,488	1,212,696
Cost of sales	(930,902)	(165,111)	(1,096,013)	(672,003)	(99,005)	(771,008)
Gross profit	630,310	5,542	635,852	427,205	14,483	441,688
Distribution cost	(38,296)	(1,184)	(39,480)	(41,905)	(1,296)	(43,201)
Administrative expenses	(61,182)	(3,220)	(64,402)	(47,434)	(2,497)	(49,931)
	(99,478)	(4,404)	(103,882)	(89,339)	(3,793)	(93,132)
Segment profit	530,832	1,138	531,970	337,866	10,690	348,556
Unallocated corporate expenses						
Other expenses			(42,836)			(24,581)
Other income			133,493			106,568
			622,627			430,543
Finance cost			(114,794)			(103,580)
Profit before taxation, minimum and final tax levies			507,833			326,963
Minimum and final tax levies			(87,426)			(74,672)
Profit before taxation			420,407			252,291
Taxation			(117,262)			(26,304)
Profit after taxation			303,145			225,987

13.3. All the non-current assets of the Company at the reporting date were located within Pakistan. Depreciation expense mainly relates to industrial and medical gases segment.

13.4 Transfers between business segments are recorded at cost. There were no inter segment transfers during the period.

13.5 One of the Company's customers having net sales aggregating Rs.363.538 million contributed towards 20.99% of the Company's net sales.

14. FINANCIAL RISK MANAGEMENT

The Company's activities expose it to a variety of financial risks: market risk (including currency risk, interest rate risk and price risk), credit risk and liquidity risk.

These condensed interim financial statements do not include all financial risk management information and disclosures required in the annual financial statements, and should be read in conjunction with the Company's financial statements as at and for the year ended June 30, 2024.

There have been no changes in the risk management department or in any risk management policies since the year ended June 30, 2024.

FAIR VALUE OF FINANCIAL ASSETS AND FINANCIAL LIABILITIES

Fair value is the price that would be received upon sale of an asset or paid upon transfer of a liability in an orderly transaction between market participants at the measurement date. Underlying the definition of fair value is the presumption that the Company is a going concern and there is no intention or requirement to curtail materially the scale of its operation or to undertake a transaction on adverse terms.

Given below is the analysis of financial instruments, carried at fair value, by valuation method. The different levels have been defined as follows:

- Quoted prices (unadjusted) in active markets for identical assets or liabilities [Level 1].
- Inputs other than quoted prices included within level 1 that are observable for the asset or liability, either directly (that is, as prices) or indirectly (that is, derived from prices) [Level 2].
- Inputs for the asset or liability that are not based on observable market data (that is, unobservable inputs) [Level 3].

The carrying values of all financial assets and liabilities reflected in these interim financial statements approximate their fair values.

15. CORRESPONDING FIGURES

The comparative unconsolidated condensed interim statement of financial position presented in these unconsolidated condensed interim financial statements has been extracted from the audited financial statements of the Company for the year ended June 30, 2024, whereas the unconsolidated comparative condensed interim statement of profit or loss & other comprehensive income, unconsolidated condensed interim statement of changes in equity and unconsolidated condensed interim statement of cash flows have been extracted from the un-audited condensed interim financial statements for the period ended September 30, 2023.

16. DATE OF AUTHORISATION FOR ISSUE

These unconsolidated condensed interim financial statements were authorised for issue on **October 28, 2024** by the board of directors of the Company.



Hafiz Farooq Ahmad
(Chief Executive Officer)



Asim Mahmud
(Chief Financial Officer)





Atique Ahmad Khan
(Director)

GHANI CHEMICAL INDUSTRIES LIMITED
CONSOLIDATED CONDENSED INTERIM STATEMENT OF FINANCIAL POSITION
AS AT SEPTEMBER 30, 2024

		Un-audited September 30, 2024	Audited June 30, 2024
	Note	Rupees in thousand	
ASSETS			
Non-current assets			
Property, plant and equipment	6	10,818,343	10,568,886
Right of use assets		543,676	547,649
Intangible assets		1,652	1,652
Long term deposits		66,616	66,616
		<u>11,430,287</u>	<u>11,184,803</u>
Current assets			
Stores, spares and loose tools		465,993	362,135
Stock-in-trade		101,843	160,587
Trade debts		2,065,917	2,142,223
Loan and advances	7	1,364,051	1,336,248
Deposits, prepayments and other receivables		689,213	590,358
Tax refunds due from Government		85,422	93,841
Prepaid levies		667	516
Advance income tax		512,801	421,995
Short term Investment		100,000	100,000
Cash and bank balances		551,100	486,760
		<u>5,937,007</u>	<u>5,694,663</u>
Total assets		<u><u>17,367,294</u></u>	<u><u>16,879,466</u></u>
Equity and liabilities			
Share capital and reserves			
Share capital		5,001,879	5,001,879
Share premium		164,011	164,011
Revaluation surplus on freehold and leasehold land		735,087	735,087
Merged reserves		1,342,746	1,342,746
Unappropriated profit		2,911,450	2,608,613
Total equity		<u>10,155,173</u>	<u>9,852,336</u>
Non-current liabilities			
Long term finances	8	1,566,459	1,640,536
Redeemable capital - Sukuk		800,000	800,000
Long term security deposits		78,046	70,136
Lease liabilities		5,858	5,858
Deferred liabilities		907,371	832,854
		<u>3,357,734</u>	<u>3,349,384</u>
Current liabilities			
Trade and other payables	9	422,811	313,805
Contract liabilities - advances from customers		365,677	644,340
Accrued profit		360,577	336,120
Unclaimed dividend		491	491
Short term borrowings		1,769,768	1,580,482
Current portion of non-current liabilities		489,940	486,870
Provision for tax levies		299,958	212,217
Taxation		145,165	103,421
		<u>3,854,387</u>	<u>3,677,746</u>
Total liabilities		<u>7,212,121</u>	<u>7,027,130</u>
Contingencies and commitments	10		
Total equity and liabilities		<u><u>17,367,294</u></u>	<u><u>16,879,466</u></u>

The annexed notes form an integral part of these consolidated condensed interim financial statements.


Hafiz Farooq Ahmad
(Chief Executive Officer)


Asim Mahmud
(Chief Financial Officer)


Atique Ahmad Khan
(Director)

GHANI CHEMICAL INDUSTRIES LIMITED
CONSOLIDATED CONDENSED INTERIM STATEMENT OF PROFIT OR LOSS AND
OTHER COMPREHENSIVE INCOME
FOR THE FIRST QUARTER ENDED SEPTEMBER 30, 2024

	Un-audited September 30, 2024	Restated Un-audited September 30, 2023
Note	----- Rupees in '000 -----	
Sales	2,036,568	1,434,270
Less: sales tax	(304,703)	(221,574)
Sales - net	<u>1,731,865</u>	<u>1,212,696</u>
Cost of sales	(1,096,013)	(771,008)
Gross profit	<u>635,852</u>	<u>441,688</u>
Distribution cost	(39,480)	(43,201)
Administrative expenses	(65,473)	(49,931)
Other expenses	(42,836)	(24,581)
Other income	134,256	106,568
	(13,533)	(11,145)
Profit from operations	<u>622,319</u>	<u>430,543</u>
Finance cost	(114,794)	(103,580)
Profit before taxation, minimum and final tax levies	<u>507,525</u>	<u>326,963</u>
Minimum and final tax levies	(87,426)	(74,672)
Profit before taxation	<u>420,099</u>	<u>252,291</u>
Taxation	(117,262)	(26,304)
Profit after taxation	<u>302,837</u>	<u>225,987</u>
Other comprehensive income	0	0
Total comprehensive income for the year	<u><u>302,837</u></u>	<u><u>225,987</u></u>
Earnings per share	11 <u>0.61</u>	<u>0.46</u>

The annexed notes form an integral part of these consolidated condensed interim financial statements.



Hafiz Farooq Ahmad
(Chief Executive Officer)



Asim Mahmud
(Chief Financial Officer)



Atique Ahmad Khan
(Director)

GHANI CHEMICAL INDUSTRIES LIMITED
CONSOLIDATED CONDENSED INTERIM STATEMENT OF CHANGES IN EQUITY
FOR THE FIRST QUARTER ENDED SEPTEMBER 30, 2024

Share capital	Capital reserves			Revenue reserve - unappropriated profit / (accumulated loss)	Total
	Share premium	Revaluation surplus on freehold and leasehold land	Merged reserves		

----- Rupees in thousand -----

Balance as at June 30, 2023	5,001,879	164,011	497,278	1,342,746	1,824,044	8,829,958
Total comprehensive income for the period ended September 30, 2023	0	0	0	0	225,987	225,987
Balance as at September 30, 2023	5,001,879	164,011	497,278	1,342,746	2,050,031	9,055,945
Balance as at June 30, 2024	5,001,879	164,011	735,087	1,342,746	2,608,613	9,852,336
Total comprehensive income for the period ended September 30, 2024	0	0	0	0	302,837	302,837
Balance as at September 30, 2024	5,001,879	164,011	735,087	1,342,746	2,911,450	10,155,173

The annexed notes form an integral part of these consolidated condensed interim financial statements.



Hafiz Farooq Ahmad
(Chief Executive Officer)



Asim Mahmud
(Chief Financial Officer)

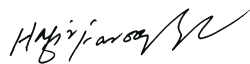


Atique Ahmad Khan
(Director)

GHANI CHEMICAL INDUSTRIES LIMITED
CONSOLIDATED CONDENSED INTERIM STATEMENT OF CASH FLOWS
FOR THE FIRST QUARTER ENDED SEPTEMBER 30, 2024

	Un-audited September 30, 2024	Un-audited September 30, 2023
CASH FLOWS FROM OPERATING ACTIVITIES		
Profit for the period - before taxation	507,525	326,963
Adjustments for non-cash charges and other items:		
Finance cost	114,794	103,580
Depreciation	53,734	39,512
Amortisation of right-of-use assets	3,973	3,378
Gain on disposal of operating fixed assets	(6,056)	167
Gain on forward foreign exchange contract	0	(449)
Allowance for expected credit loss	5,000	0
Profit before working capital changes	678,970	473,151
Effect on cash flows due to working capital changes		
(Increase) / decrease in current assets:		
Stores, spares and loose tools	(103,858)	(60,475)
Stock-in-trade	58,744	(192,789)
Trade debts	71,306	(188,596)
Loan and advances	(27,803)	(286,769)
Deposits, prepayments and other receivables	(98,855)	(47,615)
Short term Investment	0	43,000
Tax refunds due from Government	8,419	(3,780)
(Decrease) / increase in current liabilities:		
Contract liabilities - advances from customers	(278,663)	121051
Trade and other payables	109,005	63,171
	(261,705)	(552,802)
Cash generated from / (used in) operations	417,265	(79,651)
Income tax (paid)/ refund received - net	(90,642)	(22,110)
Net cash generated from / (used in) operating activities	326,623	(101,761)
CASH FLOWS FROM INVESTING ACTIVITIES		
Fixed capital expenditure	(316,929)	(161,251)
Proceeds from sale of operating fixed assets	19,795	103
Net cash used in investing activities	(297,134)	(161,148)
CASH FLOWS FROM FINANCING ACTIVITIES		
Long term finances	(72,008)	87,596
Redeemable capital - Sukuk (redeemed)	0	(54,167)
Long term security deposits - net	7,910	(300)
Short term borrowings	189,286	136,789
Lease Liabilities	0	(463)
Finance cost paid	(90,337)	(54,478)
Net cash (used in) / generated from financing activities	34,851	114,977
Net increase / (decrease) in cash and cash equivalents	64,340	(147,932)
Cash and cash equivalents at the beginning of the period	486,760	525,173
Cash and cash equivalents at the end of the period	551,100	377,241

The annexed notes form an integral part of these consolidated condensed interim financial statements.



Hafiz Farooq Ahmad
(Chief Executive Officer)



Asim Mahmud
(Chief Financial Officer)



Atique Ahmad Khan
(Director)

GHANI CHEMICAL INDUSTRIES LIMITED
NOTES TO THE CONSOLIDATED CONDENSED INTERIM FINANCIAL STATEMENTS
FOR THE FIRST QUARTER ENDED SEPTEMBER 30, 2024

1. LEGAL STATUS AND OPERATIONS

Ghani Chemical Industries Limited (the Company) was incorporated in Pakistan as a private limited company on November 23, 2015 under the repealed Companies Ordinance, 1984 (now the Companies Act, 2017) and was converted into a public limited company on April 20, 2017. The Company is principally engaged in manufacturing, sale and trading of medical & industrial gases and chemicals. The registered office and head office of the Company are situated at 10-N, Model Town Extension, Lahore whereas production facilities are situated at Phool Nagar, District Kasur and Industrial Zone, Port Qasim, Karachi. The Company's liaison office is situated in Sangjani, District Rawalpindi.

The Company is a Subsidiary of Ghani Global Holdings Ltd., which holds 279,905,983 (June 30, 2024: 279,905,983) ordinary shares of the Company representing 55.96% (June 30, 2024: 55.96%) of its paid-up capital as at September 30, 2024.

As per the Scheme of Compromises, Arrangement and Reconstruction (the Scheme), as sanctioned by the Lahore High Court, Lahore on February 06, 2019, the Holding Company had transferred its manufacturing undertaking to the Company on July 08, 2019 after the effective date.

Subsidiary Companies

1.1. Ghani Gases (Pvt.) Ltd. (GGPL)

GGPL was incorporated in Pakistan under the Companies Act, 2017 (XIX of 2017) as a private limited company on May 18, 2020. The principal business of GGPL is to carry on the business of manufacturers, buyers, sellers, importers, exporters, dealers and traders of all types of gases including LPG and LNG for use in industries, hospitals, houses, factories and all types of chemicals including petro-chemicals and their derivatives and importers, exporters and manufacturers of and dealers in heavy chemicals, alkalis, acids, drugs, tannins, essences, pharmaceutical, surgical and scientific apparatus and materials.

GGPL is a wholly owned Subsidiary of GCIL, which holds 999,997 (June 30, 2024:999,997) ordinary shares representing 99.99% (June 30, 2024: 99.99%) of its paid-up capital as at September 30, 2024.

There is no financial and economic activity after incorporation of GGPL from May 18, 2020 till September 30, 2024.

1.2. Ghani Power (Pvt.) Ltd. (GPPL)

GPPL was incorporated in Pakistan as a private limited company on March 15, 2024 under the Companies Act, 2017. The principal line of business of GPPL is to carry on all or any of the businesses of generating, purchasing, importing, transforming, converting, manufacturing, distributing, supplying, exporting and dealing in power, electricity, oil, gas, hydrocarbons, petrochemicals, petroleum solar, hydel power plants and petroleum products, asphalt, bituminous substances or services associated therewith and all other forms of energy and energy related products / services including all kinds of efficient use of energy and to perform all other acts which are necessary or incidental to the above businesses and related products. GPPL has not commenced its commercial operations till the reporting date.

GPPL is a wholly owned Subsidiary of GCIL, which holds 999,997 (June 30, 2024: 999,997) ordinary shares representing 99.99% (June 30, 2024: 99.99%) of its paid-up capital as at September 30, 2024.

1.3. Ghani ChemWorld Ltd. (GCWL)

GCWL was incorporated in Pakistan under the Companies Act, 2017 as a limited company on July 31, 2024. The principal line of business of the GCWL is to manufacture, produce, refine, process, formulate, acquire, convert, sell, distribute, buy, import, export or otherwise deal in all types of chemicals, basic drugs, all types of acids, methanol, polymers, PVC's, gases, all types of oxides, resins, salts, compounds, calcium carbide, methane and methane based products, plastics, ores, CaCO₃ precipitated, plant extracts, pesticides and their intermediates, laboratory and scientific chemicals capable of being used in the foods, pharmaceuticals, textiles, agriculture, fertilizers, petrochemicals, glass and ceramic industries, tiles, poultry feeds, cattle feeds, rubbers and paints, chemicals and compounds thereof including gypsum, coke, dissolve acetylene (DA), black carbon, quartz, silicon, earth, rock phosphate, soap- stone or any other industry and trade or laboratory including all types of industrial raw materials, chemicals and/or any other mixture, derivatives and compound related products. GCWL has not commenced its commercial operations till the reporting date.

GCWL is wholly owned subsidiary of Ghani Chemical Industries Limited

2. BASIS OF PREPARATION

2.1. Statement of Compliance

These consolidated condensed interim financial statements have been prepared in accordance with the accounting and reporting standards as applicable in Pakistan for interim financial reporting. The accounting and reporting standards as applicable in Pakistan for interim financial reporting comprise of:

- International Financial Reporting Standards (IFRSs) issued by the International Accounting Standards Board (IASB) as notified under the Companies Act, 2017;
- Islamic Financial Accounting Standards (IFASs) issued by the Institute of Chartered Accountants of Pakistan as notified under the Companies Act, 2017; and
- Provisions of and directives issued under the Companies Act, 2017.

Where provisions of and directives issued under the Companies Act, 2017 differ from the IFRSs, the provisions of and directives issued under the Companies Act, 2017 have been followed.

2.1.2 These consolidated condensed interim financial statements do not include all of the information required for annual financial statements and should be read in conjunction with the annual audited financial statements of the Group as at and for the year ended June 30, 2024. Selected explanatory notes are included to explain events and transactions that are significant to the understanding of the changes in the Group's financial position and performance since the last annual audited financial statements.

2.2. Basis of measurement

These consolidated condensed interim financial statements have been prepared under the historical cost convention.

2.3. Functional and presentation currency

These consolidated condensed interim financial statements are presented in Pak Rupees, which is also the Group's functional currency. All amounts have been rounded to the nearest thousand, unless otherwise stated.

3. Accounting policies

All the accounting policies and the methods of computation adopted in the preparation of these consolidated condensed interim financial statements are consistent with those applied in the preparation of audited annual financial statements for the year ended June 30, 2024.

4. Changes In Accounting Standards, Interpretations And Amendments To Published Approved Accounting Standards

4.1. Standards, amendments to published standards, interpretations and guidelines that are effective in the current period

There were certain amendments to accounting and reporting standards which became mandatory for the Group during the period. However, these do not have any significant impact on the Group's financial reporting and, therefore, have not been detailed in these condensed interim financial statements.

4.2. Standards, amendments and interpretations to existing standards that are not yet effective and have not been early adopted by the Group.

There are certain amendments to the accounting and reporting standards that will be mandatory for the Group's annual accounting periods beginning on or after July 01, 2024. However, these amendments will not have any significant impact on the financial reporting of the Group and, therefore, have not been disclosed in these consolidated condensed interim financial statements.

5. Accounting estimates and judgements

The preparation of consolidated condensed interim financial statements require management to make judgements, estimates and assumptions that affect the application of accounting policies and the reported amounts of assets and liabilities, income and expenses. Actual results may differ from these estimates.

In preparing these consolidated condensed interim financial statements, the significant judgements made by management in applying the Group's accounting policies and the key sources of estimation uncertainty were the same as those applied to the financial statements for the year ended June 30, 2024.

6. PROPERTY, PLANT AND EQUIPMENT

		Un-audited September 30, 2024	Audited June 30, 2024
	Note	Rupees in thousand	
Operating fixed assets	6.1	6,773,378	6,792,002
Capital work-in-progress	6.2	3,992,085	3,158,662
Stores held for Capitalization		52,880	618,222
		<u>10,818,343</u>	<u>10,568,886</u>
6.1 Operating fixed assets - tangible			
Opening book value		6,792,002	6,241,673
Add: addition during the period / year	6.1.1	48,849	721,161
Less: book value of the disposals	6.1.2	(13,739)	(169,102)
Add: surplus on revaluation		0	174,702
		<u>6,827,112</u>	<u>6,968,434</u>
Less: depreciation charged during the period / year		(53,734)	(176,432)
Closing book value		<u>6,773,378</u>	<u>6,792,002</u>

	Note	Un-audited September 30, 2024	Audited June 30, 2024
6.1.1 Addition during the period / year			
Land leasehold		0	7,178
Plant and machinery		10,904	399,257
Building		0	516
Furniture and fixtures		3,933	3,875
Office equipments		599	3,235
Computers		786	2,365
Vehicles		32,627	304,735
		<u>48,849</u>	<u>721,161</u>
6.1.2 Disposals during the period / Year			
Plant and machinery		30	51,511
Vehicles		13,709	117,330
Office equipment		0	261
		<u>13,739</u>	<u>169,102</u>
6.1.3 Surplus on revaluation			
Land - Freehold		0	123,040
Land - Leasehold		0	51,662
		<u>0</u>	<u>174,702</u>
6.2 Capital work in progress - at cost			
Plant and machinery			
Opening balance		3,158,662	209,889
Additions during the year		833,423	2,962,909
Capitalised during the year		0	(14,136)
Closing balance		<u>3,992,085</u>	<u>3,158,662</u>
7. LOAN AND ADVANCES - Unsecured, considered good			
Advances to:			
- employees against expenses		6,049	4,107
- employees against salaries		2	2
- suppliers and contractors		124,170	149,515
Due from related parties		1,131,624	1,122,278
Letters of credit		103,691	61,831
		<u>1,365,536</u>	<u>1,337,733</u>
Allowance for impairment		(1,485)	(1,485)
		<u>1,364,051</u>	<u>1,336,248</u>

8. LONG TERM FINANCES		Un-audited	Audited
From banking companies / others - secured	Note	September 30,	June 30,
Diminishing Musharakah		Rupees in	thousand
		2,027,422	2,098,429
Current portion grouped under current liabilities		(460,963)	(457,893)
		1,566,459	1,640,536

9. TRADE AND OTHER PAYABLES

Trade creditors	116,928	59,888
Bills payable	87,400	87,400
Accrued liabilities	88,758	83,882
Workers' (profit) participation fund	37,321	10,047
Workers' welfare fund	75,442	65,078
Payable to employees' provident fund	4,092	0
Withholding income tax	12,870	7,443
Other payables	0	67
	422,811	313,805

10. CONTINGENCIES AND COMMITMENTS

Contingencies

- 10.1** There are no any material changes in contingencies as disclosed in the note to the financial statements for the year ended June 30, 2024.

Commitments

- 10.2** Commitments in respect of letters of credit amounted to Rs.484.400 million (June 30, 2024: Rs.147.783 million).
- 10.3** Commitments for construction of buildings at the reporting date amounted to Rs.125 million (June 30, 2024: Rs.150 million).

11. EARNINGS PER SHARE

There is no dilutive effect on earnings per share of the Company, which is based on:	September 30,	September 30,
	2024	2023
	Rupees in thousand	
Profit after taxation attributable to ordinary shareholders	302,837	225,987
	(Number of shares)	
Weighted average number of ordinary shares in issue during the year	500,187,972	487,992,320
Earnings per share - basic	0.61	0.46

12. TRANSACTIONS WITH RELATED PARTIES

Related parties comprise of Holding Company and Associated Companies, directors of the Company, key management personnel and staff retirement benefit fund. The Company in the normal course of business carries out transactions with various related parties. Details of related parties with whom the Company has transacted along with relationship and transactions, other than those which have been disclosed in these financial statements, were as follows:

Name of related party	Relationship
- Ghani Global Holdings Ltd.	Parent Company
- Ghani Gases (Pvt.) Ltd.	Subsidiary Company
- Ghani ChemWorld Ltd.	Subsidiary Company
- Ghani Power (Pvt.) Ltd.	Subsidiary Company
- Ghani Global Glass Ltd.	Associated Company - common directorship
- Kilowatt Labs Technologies Ltd.	-do-
- Air Ghani (Pvt.) Ltd.	-do-
- Ghani Global Foods (Pvt.) Ltd.	-do-
- Ghani Products (Pvt.) Ltd.	-do-
Name of related party	Relationship
- Ghani Engineering (Pvt.) Ltd.	Associated Company - common directorship
- A-One Prefabs (Pvt.) Ltd.	-do-
- A-One Batteries (Pvt.) Ltd.	-do-
- Ghani Industrial Complex (Pvt.) Ltd.	-do-
- Kaya Projects (Pvt.) Ltd.	-do-
- G3 Fintech (Pvt.) Ltd.	-do-
- Mr. Masroor Ahmad Khan	Director/ shareholder
- Mr. Atique Ahmad Khan	-do-
- Hafiz Farooq Ahmad	-do-
- Provident Fund Trust	Employees' retirement fund

12.1 Transactions with related parties		September 30,	September 30,
Relationship with related party		2024	2023
Nature of transaction		Rupees in thousand	
Holding Company	Commission against corporate guarantee	2,619	1,800
	Return on advances given	4,908	0
Associated Company			
- Ghani Global Glass	Sale	16,093	15,754
	Return on advances given	47,905	47,883
	Sharing of expenses - net	152,857	209,303
Provident fund trust	Contribution paid	8,812	7,679

12.2 Transactions with related parties are carried out on arm's length basis.

13. SEGMENT REPORTING (GCIL)

13.1 GCIL has following two strategic divisions which are its reportable segments. Following summary describes the operations of each reportable segments:

a) Industrial Chemicals

This segment covers business of trading of chemicals.

b) Industrial and Medical Gases

This segment covers business with large-scale industrial consumers, typically in the oil, chemical, food and beverage, metal, glass sectors and medical customers in healthcare sectors. Gases and services are supplied as part of customer specific solutions and range from supply by road tankers in liquefied form. Gases for cutting and welding, hospital, laboratory applications and a variety of medical purposes are also distributed under pressure in cylinders.

13.2 Segment results were as follows:

Descriptions	Period end September 30, 2024			Period end September 30, 2023		
	Industrial and Medical Gases	Industrial Chemicals	Total	Industrial and Medical Gases	Industrial Chemicals	Total
----- Rupees in thousand -----						
Net sales	1,561,212	170,653	1,731,865	1,099,208	113,488	1,212,696
Cost of sales	(930,902)	(165,111)	(1,096,013)	(672,003)	(99,005)	(771,008)
Gross profit	630,310	5,542	635,852	427,205	14,483	441,688
Distribution cost	(38,296)	(1,184)	(39,480)	(41,905)	(1,296)	(43,201)
Administrative expenses	(61,182)	(3,220)	(64,402)	(47,434)	(2,497)	(49,931)
	(99,478)	(4,404)	(103,882)	(89,339)	(3,793)	(93,132)
Segment profit	530,832	1,138	531,970	337,866	10,690	348,556
Unallocated corporate expenses						
Other expenses			(42,836)			(24,581)
Other income			133,493			106,568
			622,627			430,543
Finance cost			(114,794)			(103,580)
Profit before taxation, minimum and final tax levies			507,833			326,963
Minimum and final tax levies			(87,426)			(74,672)
Profit before taxation			420,407			252,291
Taxation			(117,262)			(26,304)
Profit after taxation			303,145			225,987

- 13.3. All the non-current assets of the Company at the reporting date were located within Pakistan. Depreciation expense mainly relates to industrial and medical gases segment.
- 13.4 Transfers between business segments are recorded at cost. There were no inter segment transfers during the period.
- 13.5 One of the Company's customers having net sales aggregating Rs.363.538 million contributed towards 20.99% of the Company's net sales.

14. FINANCIAL RISK MANAGEMENT

The Group's activities expose it to a variety of financial risks: market risk (including currency risk, interest rate risk and price risk), credit risk and liquidity risk.

These consolidated condensed interim financial statements do not include all financial risk management information and disclosures required in the annual financial statements, and should be read in conjunction with the Group's financial statements as at and for the year ended June 30, 2024.

There have been no changes in the risk management department or in any risk management policies since the year ended June 30, 2024.

FAIR VALUE OF FINANCIAL ASSETS AND FINANCIAL LIABILITIES

Fair value is the price that would be received upon sale of an asset or paid upon transfer of a liability in an orderly transaction between market participants at the measurement date. Underlying the definition of fair value is the presumption that the Group is a going concern and there is no intention or requirement to curtail materially the scale of its operation or to undertake a transaction on adverse terms.

Given below is the analysis of financial instruments, carried at fair value, by valuation method. The different levels have been defined as follows:

- Quoted prices (unadjusted) in active markets for identical assets or liabilities [Level 1].
- Inputs other than quoted prices included within level 1 that are observable for the asset or liability, either directly (that is, as prices) or indirectly (that is, derived from prices) [Level 2].
- Inputs for the asset or liability that are not based on observable market data (that is, unobservable inputs) [Level 3].

The carrying values of all financial assets and liabilities reflected in these consolidated condensed interim financial statements approximate their fair values.

15. CORRESPONDING FIGURES

The comparative consolidated condensed interim statement of financial position presented in these consolidated condensed interim financial statements has been extracted from the audited financial statements of the Group for the year ended June 30, 2024, whereas the consolidated comparative condensed interim statement of profit or loss & other comprehensive income, consolidated condensed interim statement of changes in equity and consolidated condensed interim statement of cash flows have been extracted from the unaudited condensed interim financial statements for the period ended September 30, 2023.

16. DATE OF AUTHORISATION FOR ISSUE

These consolidated condensed interim financial statements were authorised for issue on **October 28, 2024** by the board of directors of the Company.



Hafiz Farooq Ahmad
(Chief Executive Officer)



Asim Mahmud
(Chief Financial Officer)



Atique Ahmad Khan
(Director)



Ghani Global Group

Corporate Office:

10-N, Model Town Ext., Lahore 54000, Pakistan. UAN: 111 GHANI 1 (442-641)

Tel: 042 35161424-5, Fax: +92 42 35160393

www.ghaniglobal.com