




# Annual Report 2017



**Ghani Global Glass Limited**

Faith.... Experience.... Innovation.... Growth



## CONTENTS

### COMPANY OVERVIEW

- 03 Vision & Mission
- 04 Corporate Information
- 06 European Technology Plant
- 09 USP Type-I Products
- 10 Major Customers
- 11 Core Values
- 13 Product Quality Assurance
- 14 Corporate Social Responsibility
- 15 Quality Management System
- 16 Environment Management System
- 17 SHEQ

### CORPORATE GOVERNANCE

- 18 Code of Conduct
- 20 Terms of Reference of the Audit Committee
- 21 Terms of Reference of HR&R Committee
- 22 Statement of Compliance
- 25 Review Report to the Members
- 26 Pattern of shareholding
- 30 Six years at a Glance

### DIRECTORS' REPORT & NOTICE

- 32 Directors' Report
- 42 Notice of Annual General Meeting

### FINANCIAL STATEMENTS

- 45 Auditors' Report
- 46 Balance Sheet
- 47 Profit & Loss Account
- 48 Cash Flow Statement
- 49 Statement of Comprehensive Income
- 50 Statement of Changes in Equity
- 51 Notes to the Financial Statements

- 86 Directors' Report in urdu Language
- 87 Form of Proxy





## VISION



- 1. Ghani Global Glass is committed to quality, service, value and honesty, with dedication to provide the very best products of glass and to serve the health care industry particularly and greater community at large.
- 2. Our organization believes in faith, experience, innovation and growth, and will strive to strengthen all in our employees, customers and business peers.
- 3. We always seek to cultivate trust and reputation in all business relationships, both large and small.



## MISSION



- 1. We strive achieve market leadership through technological edge, distinguished by quality and customer satisfaction, and emphasis on employee's welfare and ensure adequate return to shareholders.
- 2. We further wish to contribute to the development of healthcare, economy and country through harmonized endeavor.



## CORPORATE INFORMATION

### BOARD OF DIRECTORS

Atique Ahmad Khan  
Masroor Ahmad Khan  
Hafiz Farooq Ahmad  
Main Zahid Said  
Rabia Atique  
Saira Farooq  
Farzand Ali

Chairman  
Chief Executive Officer  
Director  
Director  
Director  
Director  
Director

### AUDIT COMMITTEE

Mian Zahid Said - Chairman  
Atique Ahmad Khan  
Hafiz Farooq Ahmad  
Saira Farooq

### HR & R COMMITTEE

Mian Zahid Said - Chairman  
Atique Ahmad Khan  
Hafiz Farooq Ahmad  
Rabia Atique

### COMPANY SECRETARY

Farzand Ali, FCS

### CHIEF FINANCIAL OFFICER

Asim Mahmud, FCA

### AUDITORS

Rizwan & Company  
Chartered Accountants  
Member Firm of DFK International

### SHARE REGISTRAR

Vision Consulting Limited  
1st Floor, 3-C, LDA Flats, Lawrence Road, Lahore  
Tel: 042-36375531, 36375339, Fax: 042-36312550



**LEGAL ADVISOR**

DSK Law, Lahore

**GLASS PLANT**

52-K.M. Lahore Multan Road  
Phool Nagar, Distt. Kasur  
Ph: (049) 4510349-549, Fax: (049) 4510749  
E-mail: [glassplant@ghaniglobal.com](mailto:glassplant@ghaniglobal.com)

**REGIONAL MARKETING OFFICE**


215-A, Block C, Gulshan-e-Jamal  
Rashid Minhas Road, Karachi  
Tel: (021) 34330595  
E-mail: [hanif@ghaniglobal.com](mailto:hanif@ghaniglobal.com)

**REGISTERED/CORPORATE OFFICE**

10-N, Model Town, Lahore 54000, Pakistan  
UAN: 111 GHANI 1 (442-841)  
Fax: (092) 42 35160393  
E-mail: [info@ghaniglobalglass.com](mailto:info@ghaniglobalglass.com)  
Website: [www.ghaniglobalglass.com](http://www.ghaniglobalglass.com)

**BANKERS**

Al Baraka Bank (Pakistan) Limited  
Askari Bank Limited  
Allied Bank Limited  
Bank Al-Habib Limited  
Bank Al-Falah Limited  
Bank Islami Pakistan Limited  
The Bank of Khyber  
The Bank of Punjab  
Habib Metropolitan Bank Limited  
JS Bank Limited  
MCB Bank Limited  
Meezan Bank Limited  
National Bank of Pakistan  
Summit Bank Limited  
Standard Chartered Bank Limited  
United Bank Limited



# EUROPEAN TECHNOLOGY PLANT






# EUROPEAN & CHINESE TECHNICAL SUPPORT



# USP TYPE - I PRODUCTS

## GLASS TUBING



CAPABLE TO PRODUCE: 5MM - 38MM (outer dia), 0.45MM - 1.50MM (wall thickness)

## GLASS AMPOULES



## GLASS VIALS



# MAJOR CUSTOMERS



Healthtek



ELITE PHARMA (Pvt). Limited



*For the health of the humanity*



JIVANI TRADING



Symbol of Quality Pharmaceuticals



Pliva Pakistan (Pvt) Ltd.

Glasstec Ampoules



# CORE VALUES






## PRODUCT QUALITY ASSURANCE



# CORPORATE SOCIAL RESPONSIBILITY



Corporate Social Responsibility (CSR) is undertaking the role of a "Corporate Citizen". It ensures that the business values and policies are aligned in such a way that it strikes a balance between improving and developing the wealth of business and contributing for betterment of society in an effective manner.

With the growth of our business, we endeavor to assume an even greater responsibility towards our society and stakeholders, including employees, their families and our business partners etc.

GGG is committed to both the sustainable business practices and its responsibilities as a corporate citizen. We believe that the Corporate Social Responsibility is primarily about conducting business in a transparent and ethical way that not only enhances value for all of our stakeholders but also supports the events that enhance the wellbeing of the community.

The Corporate Social Responsibilities and guidelines for corporate governance are steps in the right direction. The customer relation management is a strategic business philosophy and processes are rooted through ethical practices.

GGG supports a clean environment and motivates its customers for this cause.

GGG also tries its level best that business activities of customer must be environment-friendly and not be hazardous to the society.

## QUALITY MANAGEMENT SYSTEM

We are committed to ensure that the Ghani Global Glass become the industry leader in quality for every product and service it renders to all segments that it serves.

We have created an environment in which every employee is committed to providing the highest standard of personal efficiency.

We are carrying out our activities in a manner which:

- Uses the ISO 9001 quality management system to verify the quality and continuous improvement of our policies, procedures, work instructions and system, and
- Ensures that our products and services satisfy the highest standards through the application of best practices.

*ISO 9001 : 2008 certified*





# ENVIRONMENT MANAGEMENT SYSTEM



Ghani Global Glass!  
commits to minimize any adverse  
effect of its operation on the environment

**"Go green for a better tomorrow, go recycling"**

***ISO 14001: 2004 Certified***

## SHEQ

Ghani Global Glass cares for the employees, customers and general public and is committed to providing a safe and injury free workplace.

Ghani Global Glass endeavors to carry out activities in a manner which:

- Complies strictly with all the SHEQ legislations and regulations,
- Involves all personnel in a system of shared responsibility for safe operation,
- Looks for continuous improvement in the workplace through the application of best safety & quality practices,
- Contributes to the permanent improvement of operational efficiency and customers' satisfaction through a risk management program to protect our people, assets and business viability.

*"We endeavor to achieve our objective of zero accidents."*

# CODE OF CONDUCT

Ghani Global Glass Limited (the Company or GGG) is engaged in the manufacturing of Neutral Brocliccate Glass Tubing, Ampoules and Vials with the objective to achieve sustainable productivity, profitability and high standards of safety, occupational health and environmental care. This entails human resource development, enhancing value addition, implementing conservation measures and growth by up-graduation and addition of newer generation technologies.

The Company requires all its Board Members and Employees to act within the authority conferred upon them and in the best interests of the Company and observe all the Company's policies and procedures as well as relevant laws and regulations, as are applicable in individual capacity or otherwise, but not limited to the corporate value, business principles and the acceptable and unacceptable behavior (hereinafter called the Company's Code of Conduct) embodied in this document.

The Company believes that the credibility, goodwill and repute earned over the year can be maintained through continued conviction in our corporate values of honesty, justice, integrity and respect for people. The Company strongly promotes trust, openness, teamwork and professionalism in its entire business activities.

- The business principles are derived from the above stated corporate values and are applied to all facets of business through well-established procedures. These procedures define behavior expected from each employee in the discharge of his/her responsibility.
- Ghani Global Glass recognizes following obligations, which need to be discharged with best efforts, commitment and efficiency:
  - Safeguarding of shareholders' interest and a suitable return on equity.
  - Serve customers by providing product, which offer value in terms of price, quality, safety and environment impact.
  - Respect human rights, provide congenial working environment, offer competitive terms of employment, develop human resource and be an equal opportunity employer.
  - Seek mutually beneficial business relationship with contractors, suppliers and investment partners.
- The Company believes that profit is essential for business survival. It is a measure of efficiency and the value that the customer places on products and services produced by the Company.
- The Company requires honesty and fairness in all aspects of its business and in its relationships with all those with whom it does business. The direct or indirect offer, payment, soliciting and accepting of bribe in any form is undesirable.
- The Company is fully committed to reliability and accuracy of financial statement and transparency of transactions in accordance with established procedures and practices.
- The Company does not support any political party or contribute funds to groups having political interests. The Company will however, promote its legitimate business interests through trade associations.
- The Company, consistent with its commitments to sustainable developments, has a systematic approach to the management of health, safety and environment.
- The Company is committed to observe laws of Pakistan and is fully aware of its social responsibility. It would assist the community in activities such as education, sports, environment preservation, training programs, skill development and employment within the parameters of its commercial objectives.

- The Company supports free market system. It seeks to compete fairly and ethically within the framework of applicable competition laws in the country. The Company will not stop others from competing freely with it.
- In view of the critical importance of its business and impact on national economy, the Company provides all relevant information about its activities to legitimate interested parties, subject to any overriding constraints of confidentiality and cost.
- The Company requires all its board members and employees to essentially avoid conflict of interest between private financial and/or other activities and their professional role in the conduct of company business.
- No board member or employee shall in any manner disclose to any person or cause disclosure of any information or documents, official or otherwise, relating to the company, except those published, and unless he/she is authorized by the management.
- All papers, books, drawings, sketches, photographs, documents and similar papers containing analysis, formulas, notes or information relating to the company's business affairs or operations shall always be treated as the company property, whether prepared by the employee or otherwise and no employee shall be permitted to carry any of these outside business premises unless specifically authorized to do so by the management.
- The Company's property, funds facilities and services must be used only for authorized purposes.
- The board members or employees of the Company specifically those coming in direct contact with the vendors doing or seeking to do business with the Company shall not receive favours or incur obligations. In case any contractor/supplier to have business relations with the Company happen to be a relative of an official who is entrusted the responsibility of opening/evaluation/award of supply/contract job or with execution or certification of material/services, he/she shall immediately bring the fact to the notice of Chief Executive Officer who may entrust the responsibility to another.
- Each employee shall devote his full time and energy exclusively to the business and interests of the Company. In particular, no employee (including those on leave) unless otherwise permitted by the Company, shall directly or indirectly engage in any other profession or business or enter the services of or be employed in any capacity for any purpose whatsoever and for any part of his time by any other person, government department, firm or company and /or shall not have any private financial dealing with any other persons or firms having business relations with the Company for sale or purchase of any material or equipments or supply of labour or for any other purpose. Every employee shall hold himself in readiness to perform any duties required of him.
- No board member, executive or employee of the Company shall, directly or indirectly, deal in the shares of the Company in any manner during the closed period, as determined and informed by the Company.
- No board member, executive or employee of the Company shall practice insider trading.

Without prejudice to any penal action defined in any statute, as applicable, against any kind of non-compliance/violations, non compliance with the Company's Code of Conduct may expose the person involved to disciplinary actions as Company's rules and/or as determined by the management or the Board of Directors, as the case may be, on case to case basis.

On behalf of the Board

  
**MASROOR AHMAD KHAN**  
 (CHIEF EXECUTIVE OFFICER)

# TERMS OF REFERENCE OF THE AUDIT COMMITTEE

The board of directors of Ghani Global Glass Limited has constituted a fully functional Audit Committee. The features of the terms of reference of the Committee in accordance with the Code of Corporate Governance are as follows:

- a) Determination of appropriate measures to safeguard assets of the company;
- b) Review of quarterly, half-yearly and annual financial statements of the company, prior to their approval by the Board of Directors, focusing on:
  - major judgmental areas;
  - significant adjustments resulting from the audit;
  - going concern assumption;
  - any changes in accounting policies and practices;
  - compliance with applicable accounting standards;
  - compliance with listing regulations and other statutory and regulatory requirements; and
  - significant related party transactions.
- c) Review of preliminary announcements of results prior to publication;
- d) Facilitating the external audit and discussion with external auditors of major observations arising from interim and final audits and any matter that the auditors may wish to highlight (in the absence of management, where necessary);
- e) Review of management letter issued by external auditors and management's response thereto;
- f) Ensuring coordination between the internal and external auditors of the listed company;
- g) Review of the scope and extent of internal audit and ensuring that the internal audit function has adequate resources and is appropriately placed;
- h) Consideration of major findings of internal investigations of activities characterized by fraud, corruption and abuse of power and management's response thereto;
- i) Ascertaining that the internal control systems including financial and operational controls, accounting systems for timely and appropriate recording of purchases and sales, receipts and payments, assets and liabilities and reporting structure are adequate and effective;
- j) Review of company's statement on internal control systems prior to endorsement by the Board of Directors and internal audit reports;
- k) Instituting special projects, value for money studies or other investigations on any matter specified by the Board of Directors, in consultation with the Chief Executive and to consider remittance of any matter to the external auditors or to any other external body;
- l) Determination of compliance with relevant statutory requirements;
- m) Monitoring compliance with these regulations and identification of significant violations thereof;
- n) Consideration of any other issue or matter as may be assigned by the Board of Directors;
- o) Recommend to the Board of Directors the appointment of external auditors, their removal, audit fees, the provision by the external auditors of any service to the company in addition to audit of its financial statements

## TERMS OF REFERENCE OF THE HR&R COMMITTEE

The board of directors of Ghani Global Glass Limited has adopted the responsibilities contained in clause (xxv) of the Code 2012 form (i) to (iv) as the Terms of Reference (TOR) of the Human Resource and Remuneration (HR&R) Committee.

The committee shall be responsible for:

- i) Recommending human resource management policies to the board;
- ii) Recommending to the board the selection, evaluation, compensation (including retirement benefits) and succession planning of the Chief Executive Officer (CEO);
- iii) Recommending to the board the selection, evaluation, compensation (including retirement benefits) of Chief Executive Officer, Working Director(s), CFO, Company Secretary and Head of Internal Audit; and
- iv) Consideration and approval on recommendations of CEO on such matters for key management positions who report to the CEO or MD.

# STATEMENT OF COMPLIANCE WITH CODE OF CORPORATE GOVERNANCE

Name of company: GHANI GLOBAL GLASS LIMITED  
Year ended: June 30, 2017

This statement is being presented to comply with the Code of Corporate Governance (CCG) contained in regulations No. 5.19.24 of listing regulation of Pakistan Stock Exchange for the purpose of establishing a framework of good governance, whereby a listed company is managed in compliance with the best practices of corporate governance.

The company has applied the principles contained in the CCG in the following manner:

1. The company encourages representation of independent non-executive directors and directors representing minority interests on its board of directors. At present the board includes:

Category	Names
Independent Director	Mian Zahid Said
Executive Directors	Masroor Ahmad Khan Farzand Ali
Non-Executive Directors	Atique Ahmad Khan Hafiz Farooq Ahmad Rabia Atique Saira Farooq

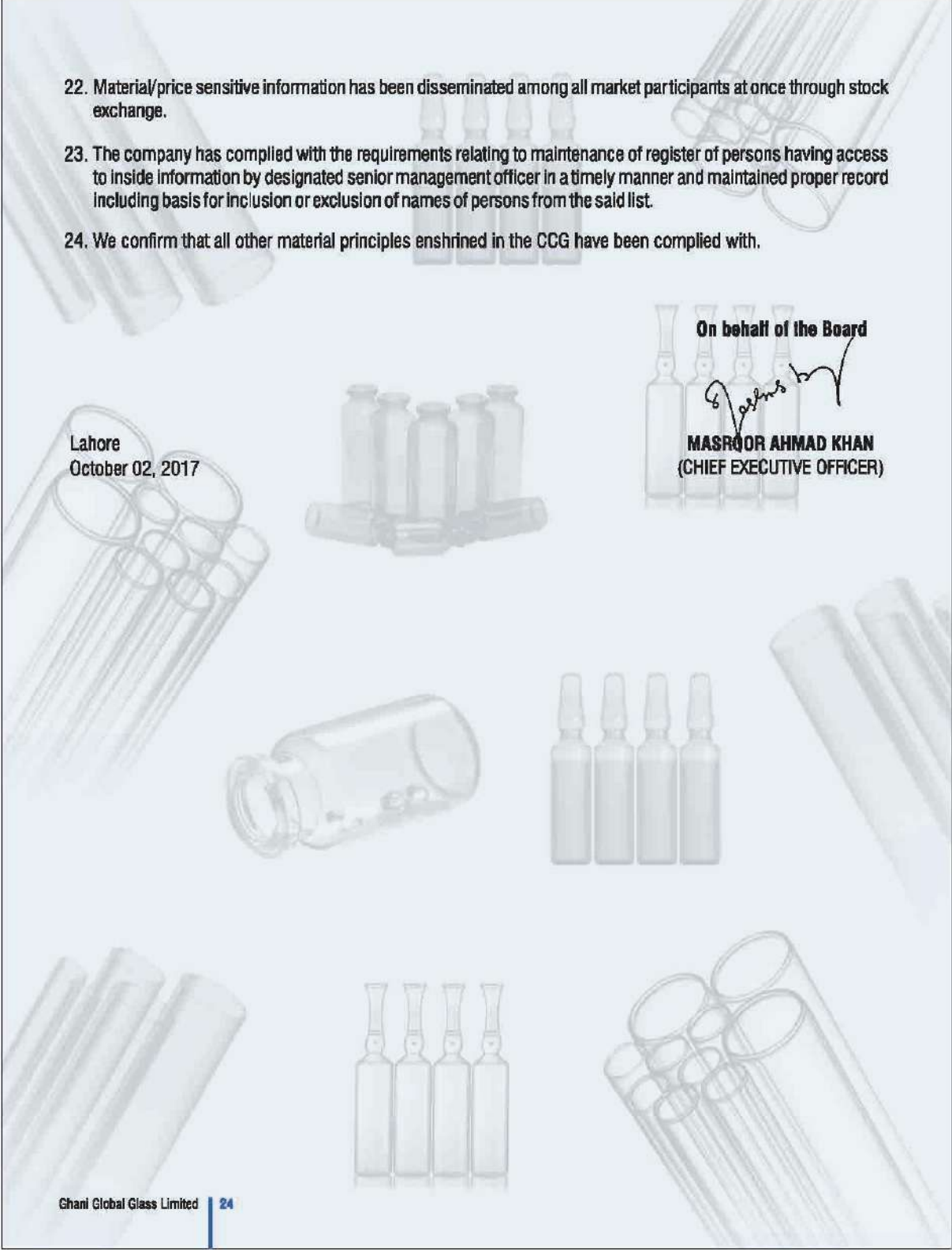


The independent directors meets the criteria of independence under clause 5.19.1.(b) of the CCG.

2. The directors have confirmed that none of them is serving as a director on more than seven listed companies, including this company (excluding the listed subsidiaries of listed holding companies where applicable).
3. All the resident directors of the company are registered as taxpayers and none of them has defaulted in payment of any loan to a banking company, a DFI or an NBFII or, being a member of a stock exchange, has been declared as a defaulter by that stock exchange.
4. A casual vacancy occurring on the board was filled up by the directors within 90 days.
5. The company has prepared a "Code of Conduct" and has ensured that appropriate steps have been taken to disseminate it throughout the company along with its supporting policies and procedures.
6. The board has developed a vision/mission statement, overall corporate strategy and significant policies of the company. A complete record of particulars of significant policies along with the dates on which they were approved or amended has been maintained.
7. All the powers of the board have been duly exercised and decisions on material transactions, including appointment and determination of remuneration and terms and conditions of employment of the CEO, other executive and non-executive directors, have been taken by the board/shareholders.

8. The meetings of the board were presided over by the Chairman and, in his absence, by a director elected by the board for this purpose and the board met at least once in every quarter. Written notices of the board meetings, along with agenda and working papers, were circulated at least seven days before the meetings. The minutes of the meetings were appropriately recorded and circulated.
9. All the Directors on the Board are well conversant with the listing regulations, legal requirements and operational imperatives of the company, and as such are fully aware of their duties and responsibilities. The Board arranged training program for one of its director.
10. The Board has approved appointment of CFO, Company Secretary and Head of Internal Audit, including their remuneration and terms & conditions of employment.
11. The directors' report for this year has been prepared in compliance with the requirements of the CCG and fully describes the salient matters required to be disclosed.
12. The financial statements of the company were duly endorsed by CEO and CFO before approval of the board.
13. The directors, CEO and executives do not hold any interest in the shares of the company other than that disclosed in the pattern of shareholding.
14. The company has complied with all the corporate and financial reporting requirements of the CCG.
15. The board has formed an Audit Committee. It comprises four members, of whom three are non-executive directors and one independent director.
16. The meetings of the audit committee were held at least once every quarter prior to approval of interim and final results of the company and as required by the CCG. The terms of reference of the committee have been formed and advised to the committee for compliance.
17. The board has formed an HR and Remuneration Committee. It comprises four members of whom three are non-executive and one is independent director.
18. The board has set up an effective internal audit function managed by suitably qualified and experienced personnel who are conversant with the policies and procedures of the company.
19. The statutory auditors of the company have confirmed that they have been given a satisfactory rating under the quality control review program of the ICAP, that they or any of the partners of the firm, their spouses and minor children do not hold shares of the company and that the firm and all its partners are in compliance with International Federation of Accountants (IFAC) guidelines on code of ethics as adopted by the ICAP.
20. The statutory auditors or the persons associated with them have not been appointed to provide other services except in accordance with the listing regulations and the auditors have confirmed that they have observed IFAC guidelines in this regard.
21. The 'closed period', prior to the announcement of interim/final results, and business decisions, which may materially affect the market price of company's securities, was determined and intimated to directors, employees and stock exchange(s).



- 
22. Material/price sensitive information has been disseminated among all market participants at once through stock exchange.
23. The company has complied with the requirements relating to maintenance of register of persons having access to inside information by designated senior management officer in a timely manner and maintained proper record including basis for inclusion or exclusion of names of persons from the said list.
24. We confirm that all other material principles enshrined in the CCG have been complied with.

Lahore  
October 02, 2017

On behalf of the Board



MASROOR AHMAD KHAN  
(CHIEF EXECUTIVE OFFICER)

## REVIEW REPORT TO THE MEMBERS ON STATEMENT OF COMPLIANCE WITH THE CODE OF CORPORATE GOVERNANCE

We have reviewed the enclosed Statement of Compliance with the best practices contained in the Code of Corporate Governance ("the Code") prepared by the Board of Directors of **GHANI GLOBAL GLASS LIMITED** ("the Company") for the year ended **June 30, 2017** to comply with the requirements of Listing Regulation No 5.19 of the Pakistan Stock Exchange Limited, where the Company is listed.

The responsibility for compliance with the Code is that of the Board of Directors of the Company. Our responsibility is to review, to the extent where such compliance can be objectively verified, whether the Statement of Compliance reflects the status of the Company's compliance with the provisions of the Code and report if it does not and to highlight any non-compliance with the requirements of the Code. A review is limited primarily to inquiries of the Company's personnel and review of various documents prepared by the Company to comply with the Code.

As a part of our audit of the financial statements we are required to obtain an understanding of the accounting and internal control systems sufficient to plan the audit and develop an effective audit approach. We are not required to consider whether the Board of Directors' statement on internal control covers all risks and controls or to form an opinion on the effectiveness of such internal controls, the Company's corporate governance procedures and risks.

The Code requires the Company to place before the Audit Committee, and upon recommendation of the Audit Committee, place before the Board of Directors for their review and approval its related party transactions distinguishing between transactions carried out on terms equivalent to those that prevail in arm's length transactions and transactions which are not executed at arm's length price and recording proper justification for using such alternate pricing mechanism.

We are only required and have ensured compliance of this requirement to the extent of the approval of the related party transactions by the Board of Directors upon recommendation of the Audit Committee. We have not carried out any procedures to determine whether the related party transactions were undertaken at arm's length price or not.

Based on our review, nothing has come to our attention which causes us to believe that the Statement of Compliance does not appropriately reflect the Company's Compliance, in all material respects, with the best practices contained in the Code as applicable to the Company for the year ended June 30, 2017.

Lahore 02 OCT 2017

  
**RIZWAN & COMPANY**  
Chartered Accountants

## PATTERN OF THE SHARE HOLDING as at June 30, 2017

FORM - 34

NUMBER OF SHARES		NO OF SHAREHOLDERS	NUMBER OF SHARES HELD	% ON ISSUED
From	To			
1	100	141	2,161	0.00
101	5000	257	121,048	0.12
501	1000	309	306,775	0.31
1001	5000	587	1,824,799	1.82
5001	10000	214	1,833,502	1.83
10001	15000	82	1,107,998	1.11
15001	20000	64	1,227,000	1.23
20001	25000	47	1,138,000	1.14
25001	30000	26	764,667	0.76
30001	35000	12	399,500	0.40
35001	40000	11	424,000	0.42
40001	45000	8	356,000	0.36
45001	50000	36	1,781,000	1.78
50001	55000	2	105,500	0.11
55001	60000	6	349,000	0.35
60001	65000	9	571,000	0.57
70001	75000	7	515,000	0.52
75001	80000	5	391,000	0.39
80001	85000	3	251,000	0.25
85001	90000	4	353,500	0.35
90001	95000	2	186,000	0.19
95001	100000	16	1,599,000	1.60
100001	105000	2	201,500	0.20
105001	110000	1	110,000	0.11
110001	115000	1	112,000	0.11
120001	125000	5	617,500	0.62
125001	130000	4	513,500	0.51
130001	135000	1	130,500	0.13
145001	150000	1	150,000	0.15
165001	170000	3	502,000	0.50
175001	180000	4	717,500	0.72
185001	190000	3	569,500	0.57
195001	200000	9	1,800,000	1.80
210001	215000	1	211,000	0.21
215001	220000	1	217,500	0.22
230001	235000	1	235,000	0.24
235001	240000	1	240,000	0.24
245001	250000	2	499,000	0.50
255001	260000	1	260,000	0.26
275001	280000	1	276,000	0.28
280001	285000	1	285,000	0.29
285001	290000	1	290,000	0.29
290001	295000	1	294,000	0.29
295001	300000	1	300,000	0.30
355001	360000	1	357,000	0.36
395001	400000	4	1,600,000	1.60

495001	500000	2	1,000,000	1.00
515001	520000	1	516,000	0.52
520001	525000	1	524,000	0.52
560001	565000	1	565,000	0.57
580001	585000	1	585,000	0.59
695001	700000	1	700,000	0.70
725001	730000	2	1,460,000	1.46
750001	755000	1	753,000	0.75
795001	800000	1	800,000	0.80
845001	850000	1	850,000	0.85
995001	1000000	1	1,000,000	1.00
1005001	1010000	1	1,010,000	1.01
1295001	1300000	1	1,300,000	1.30
1430001	1435000	1	1,434,000	1.43
1535001	1540000	1	1,539,550	1.54
2145001	2150000	1	2,150,000	2.15
2800001	2805000	1	2,801,000	2.80
2895001	2900000	1	2,900,000	2.90
3425001	3430000	1	3,427,500	3.43
3585001	3590000	2	7,172,700	7.17
4375001	4380000	1	4,376,300	4.38
12035001	12040000	1	12,040,000	12.04
24995001	25000000	1	25,000,000	25.00
		<b>1,925</b>	<b>100,000,000</b>	<b>100.00</b>

## CATEGORIES OF SHARE HOLDERS

### as at June 30, 2017

Categories of Shareholders	No. of Share Holders	Shares Held	Percentage
Directors, Chief Executive Officer and their Spouse(s) and minor Children	7	13,013,200	13.01
Banks	3	6,928,500	6.94
Modaraba Companies	2	14,000	0.01
Provident Funds & Mutual Funds	4	1,645,000	1.64
Charitable Trust	2	37,500	0.04
ICP	1	13,500	0.01
Insurance Companies	3	278,000	0.28
Joint Stock Companies	37	29,311,500	29.31
Individuals	1,866	48,758,800	48.76
<b>TOTAL</b>	<b>1,925</b>	<b>100,000,000</b>	<b>100.00</b>

## INFORMATION REQUIRED UNDER CODE OF CORPORATE GOVERNANCE

Directors, CEO and their spouse and Minor Children	Shares Held	Percentage of Holding
1. Mr. Masroor Ahmad Khan	4,376,300	4.38
2. Mr. Atique Ahmad Khan	3,586,300	3.59
3. Hafiz Farooq Ahmad	3,586,400	3.59
4. Mian Zahid Said	200	0.00
5. Mrs. Rabia Atique	730,000	0.73
6. Mrs. Saira Farooq	730,000	0.73
7. Mr. Farzand Ali	4,000	0.00
<b>Banks, DFI &amp; NBFI</b>		
1. Habib Bank AG Zurich, Deira Dubai	700,000	0.70
2. National Bank of Pakistan	2,801,000	2.80
3. Askari Bank Limited	3,427,500	3.43
<b>Modaraba</b>		
1. First Equity Modaraba	12,500	0.01
2. First UDL Modaraba	1,500	0.00
<b>Provident Funds &amp; Mutual Funds</b>		
1. Trustee of First UDL Modaraba Staff Provident Fund	5,000	0.01
2. Trustee of D.G Khan Cement Co. Ltd. Employees Provident Fund	200,000	0.20
3. Trustee-Rahim Iqbal Rafiq & Co. Employees Provident Fund	6,000	0.01
4. CDC-Trustee JD Islamic Fund	1,434,000	1.43
<b>Charitable Trust</b>		
1. Trustee Franciscans of St. John The Baptist Pakistan	34,000	0.03
2. Trustee-Al-Mustafa Trust	3,500	0.00
<b>ICP</b>		
1. Investment Corporation of Pakistan	13,500	0.01
<b>Insurance Companies</b>		
1. Pak Qatar Individual Family Participant Investment Fund	100,000	0.10
2. Premier Insurance Limited	78,000	0.08
3. Pak Qatar Family Takaful Limited	100,000	0.10
<b>Joint Stock Companies</b>		
1. High Land Securities (Pvt) Limited	1,000	0.00
2. Mohammad Munir M. Ahmad Khanani Securities (Pvt) Ltd-MF	2,000	0.00
3. Reliance Securities Limited - MF	3,000	0.00
4. Standard Capital Securities (Pvt) Limited - MF	5,000	0.01
5. B & B Securities (Private) Limited	5,000	0.01
6. Darson Securities (Pvt) Limited	7,000	0.01

7. Sofcom (Private) Limited	7,000	0.01
8. Mohammad Munir M. Ahmed Khanani Securities (Pvt) Limited	10,000	0.01
9. Dawood Family Takaful Limited	10,000	0.01
10. Globe Managements (Private) Limited	10,000	0.01
11. Bawa Securities (Pvt) Limited - MF	10,000	0.01
12. Zafar Moti Capital Securities (Pvt) Limited	15,000	0.01
13. Zillion Capital Securities (Pvt) Limited.	21,000	0.01
14. Yousaf Yaqoob Kolia and Company (Pvt) Limited	25,000	0.03
15. BMA Capital Management Limited - MF	30,000	0.03
16. Saao Capital (Pvt) Limited	30,000	0.03
17. Premier Cables (Pvt) Limited	30,000	0.03
18. Zafar Securities (Pvt) Limited	35,000	0.04
19. FDM Capital Securities (Pvt) Limited	50,000	0.05
20. NCC - Pre Settlement (Pvt) Ltd	50,000	0.05
21. Stanley House Industries (Pvt) Limited	65,000	0.07
22. Dawood Family Takaful Limited	82,500	0.08
23. Pearl Securities Limited	86,500	0.09
24. Mian Nazir Sons Industries (Pvt) Limited	90,000	0.09
25. Petromark (Private) Limited	90,000	0.09
26. JS Global Capital Limited - MF	100,500	0.10
27. Dawood Family Takaful Limited	101,000	0.10
28. Adam Securities Limited - MF	112,000	0.11
29. J.K. Export (Pvt) Limited	125,000	0.13
30. MRA Securities Limited	128,500	0.13
31. Suraj Cotton Mills Limited	200,000	0.20
32. Din Capital Limited - MF	127,500	0.22
33. Yousaf Yaqoob Kolia and Company (Private) Limited	290,000	0.29
34. Abbasi Securities (Private) Limited	516,000	0.52
35. Arif Habib Securities (Private) Limited	753,000	0.75
36. Sherman Securities (Private) Limited	1,000,000	1.00
37. Ghani Gases Limited	25,000,000	25.00

**Shareholders holding 05% or more voting interest in the Company**

1. Ghani Gases Limited	25,000,000	25.00
2. Mrs. Tahira Naheed	12,089,200	12.09

**Trade in the shares of the company carried out by Directors, CEO, CFO, CS and their Spouses and Minor Children**

Name	Designation	No. of Shares Sold
1. Mr. Atique Ahmad Khan	Director/Chairman	3,586,300
2. Mr. Masroor Ahmad Khan	Chief Executive Officer	4,376,300
3. Hafiz Farooq Ahmad	Director	3,586,300
4. Mrs. Rabia Atique	Director	730,000
5. Mrs. Saira Farooq	Director	730,000

Note: Shares have been sold to Ghani Gases Limited an associated company.

## SIX YEARS AT A GLANCE

(Pak Rupees)

	2017	2016	2015	2014	2013	2012
<b>Profit and Loss Account</b>						
Sales (net)	330,008,178	66,022,932	-	-	-	-
Gross profit	12,904,089	3,454,138	-	-	-	-
Administrative and general expenses	(44,814,641)	(22,767,742)	(5,265,905)	(528,721)	(397,402)	(518,154)
Selling and distribution cost	(16,905,929)	(8,363,616)	-	-	-	-
Other operating expenses	(996,675)	(559,000)	-	(5,193)	(679)	(459)
Other income	5,886,329	238,050	4,233,666	53,375	466,565	407,026
Provision for taxation	(3,300,082)	(5,696,169)	4,409,434	-	(2,319)	-
Profit/ (loss) after taxation	(115,825,320)	(51,235,738)	1,475,041	(480,539)	66,165	111,587
Earning per share - basic and diluted	(1.27)	(0.86)	0.03	(0.02)	0.00	0.00
<b>Balance Sheet</b>						
Share capital	1,000,000,000	500,000,000	500,000,000	480,000,000	310,000,000	310,000,000
Shareholders equity	823,406,326	439,331,646	490,567,384	489,092,343	299,572,882	299,506,717
Fixed Assets including in process	1,444,014,828	1,337,304,453	1,106,509,355	314,943,695	303,492,770	299,809,026
Current assets	738,147,877	379,950,189	124,602,674	161,854,200	1,567,872	1,262,245
Current liabilities	637,786,520	283,725,549	141,673,885	7,925,932	928,140	921,334
Right issue	100%	-	-	54.84%	-	-

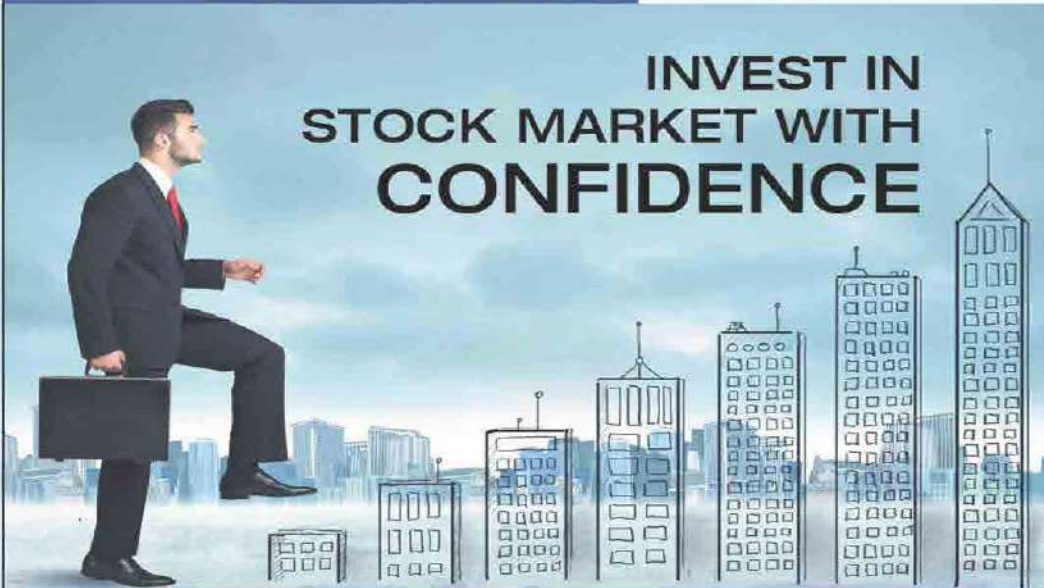
www.jamapunji.pk

An investor education initiative of the SECP



 jamapunji.pk

 @jamapunji\_pk



## INVEST IN STOCK MARKET WITH CONFIDENCE

**To protect your assets, we advise you to follow the guidelines below:**

- You cannot trade unless you have a Central Depository Company (CDC) Account
- Use Central Depository Company (CDC), free-of-cost eAlert, eStatement and SMS "Alert" services. Make sure that your correct mobile number and email address is entered in Central Depository System to ensure receipt of alert every time you move your securities from your account
- Ensure the correctness of securities balances and their status appearing in the statement received from the broker by comparing it with a statement directly obtained from CDC (Physical or eStatement)
- Please make sure that updated contact details are appearing in Central Depository System (contact details include: mailing address, email address and phone / mobile number); You can ensure this by obtaining registration details from CDC Web Access or Physical reports from any CDC office



For more information or to get registered in Investor Awareness Programs contact us on 800-2375 (CDCPL) or Email us at [info@cdcpak.com](mailto:info@cdcpak.com)



Securities & Exchange Commission of Pakistan  
[www.secp.gov.pk](http://www.secp.gov.pk)

Visit SECP's educational webportal [jamapunji.pk](http://jamapunji.pk) for secure investments

UAN: 051 111 11 7327 >>>



# DIRECTOR'S REPORT

## Dear Shareholders

Assalam-o-Alaikum Wa RehmatUllah Wa BarakatoH

The directors of your Company (Ghani Global Glass Limited) are pleased to present the audited financial statements of the Company for the year ended June 30, 2017, in compliance with the requirements of Companies Act, 2017.

## OVERVIEW OF THE NATIONAL ECONOMY

Pakistan economy grew 5.3% in FY 17, which is highest in the past decade and a significant pickup from 4.5% in FY 16. Higher growth has come alongside as sharp deterioration in the current account (C/A). A higher current account deficit and sluggish foreign investment has seen increased reliance on sovereign FCY borrowing to sustain FX reserves. Notwithstanding a weaker external account, the PAK Rupee has remained broadly stable against the USD. The currency's strength, amid still-weak global oil prices, continues to contain headline inflation. Nevertheless, average CPI inflation rose to 4.2% in FY17, up from 2.9% in FY16. Meanwhile core inflation (excluding food & energy prices) averaged 5.2% in FY17 compared with 4.2% in FY16.

A changing political landscape has barely affected Pakistan's economic prospects, as growth is set for a solid performance this fiscal year. In the first two months of FY 2018, merchandise exports and remittances expanded at double-digit rates, corroborating Pakistan's healthy growth momentum. The resignation of prime minister following in Panama scandal in August is unlikely to change the political direction going into the 2018 general elections, since opposition parties are unable to capitalize on the ruling party's problems. It is a positive sign that despite political uncertainty civil and military are on one page to complete USD 62 billion China-Pakistan Economic Corridor (CPEC) project. The CPEC is set to foster domestic investment and regional trade growth.

The economic outlook remains positive for Pakistan, with the economy benefiting on many fronts from the CPEC program. Growth is underpinned by a recovery in the agriculture sector, a strong manufacturing sector and a healthy credit environment. The economy is forecast to expand 4.9% in FY 2018, down 0.1 percentage points from last month's estimate, but accelerate to 5.1% growth in FY 2019.



## FINANCIAL PERFORMANCE

Alhamdulillah the year under review was the first full year of operation. Your Company's sales are improving day by day by acceptance of Company products in the market. For the year ended June 2017, your Company closed the sales amounting to Rs. 387.61 million as compared to last year end sales of Rs. 77.53 million. Within short period, your Company achieved the gross profit amounting to Rs. 12.90 million and soon will be able to achieve its breakeven In-Sha-Allah. Distribution cost and administrative cost incurred during year is Rs. 16.91 million and 44.81 million whereas for the last period it was Rs. 8.36 million and Rs. 22.77 million, respectively. Finance cost incurred on the project finance and working capital lines is amounting to Rs. 68.70 million and for the last period it was Rs. 17.54 million. Loss before taxation is amounting to Rs. 112.63 million compared to loss for the last period was Rs. 45.54 million and after taxation loss the year is Rs. 115.93 million compared to Rs. 51.24 million in the last period.

A comparison of the key financial results of your Company for the year ended June 30, 2017 with the last period is as under:

Particulars	Rupees in '000'	
	June 2017	June 2016
Gross Sales	387,610	77,534
Net Sales	330,008	66,023
Gross Profit	12,904	3,222
Distribution cost	16,906	8,364
Administrative expenses	44,815	22,535
Financial cost	68,698	17,541
Loss before taxation	(112,625)	(45,540)
Net Loss	(115,925)	(51,236)

Accordingly, earnings/ (loss) per share (EPS), basic and diluted is Rs. (1.27) in comparison of Rs. (0.86) per share if compared with the last year on account of aforementioned factors.

Your Company introduced superior quality import substitute USP Type-1 glass tubing in the market. In the result, your Company has been facing tough resistance/ competition from inferior quality Chinese importers ruling from decades. In addition to above, under-utilization of production efficiency which restricted to 59.96% due to first full year of operation, normal repair and maintenance and transform the furnace from clear to amber glass tubing also played a role for loss to the Company.

## OPERATIONS & PERFORMANCE

In order to serve the immense need of quality borosilicate glass tubing the Company has setup the state of the art USP TYPE 1 NEUTRAL GLASS TUBING plant with brand of G3 for the first time in Pakistan.

Plant is equipped with brand new machinery imported from world renowned manufacturers of glass manufacturing machinery from Italy, Japan, Germany, UK and China. Technical Know-How and Furnace Design of the plant is based on latest European technology namely "Kimbel" having handsome experience and patent name in glass tubing field. Production capacity of the plant is 7,300 tons per annum on 350 days / annum basis. Plant consists of two state-of-the-art glass tubing manufacturing lines to produce high quality European Standard tubing glass and have been operating under the supervision of European experts. It is an import substitute product.

Initially we commenced the production of clear glass tubing. Thereafter on demand of the customers, your Company successfully transforms the furnace for production of amber glass tubing. This landmark achievement has been made under the supervision of European experts and dedicated team of our professionals.

Tubing is used for manufacturing of Ampoules and Vials by the pharmaceutical industry itself and/ or being supplied by the Ampoules and Vial manufacturers to the Pharmaceutical Industry. In both the cases Glass Tubing is used as material to reshape as Ampoules and Vials.

From Silica (used in making tube) to the customer's forming machines and up to the filling line, each step of the value-chain is essential in delivering on our promises of serving and enhancing customer care. Every Ghani Global employee understands this credo and is held accountable to deliver on such promise.

Your Company's world-class processes and controls ensure that our customer's expectations are met. Ghani Global Glass is honored working with our customers, contributing the greater mission and always look forward to shake hands with the quality conscious consumers for long-term business relations.

From raw material preparation to final packaging, tubing production facility is seamlessly integrated. Innovative process control monitors the entire production flow through built-in feedback loops and dedicated in-line and in-process inspections.

The plant is monitored and controlled via the most advanced Computer Supervisory control and data system. The PLC (Programmable Logic Controller) can run the process independently.

#### **DEVELOPMENTS**

Production Process is primary tool in any industry for its product manufacturing, and the performance of industries is judged by the developments in its production processes over time to optimize the production process. Ghani Global Glass team always put emphasis on the development and revamping of its production processes. Our hard working team under the supervision of dedicated management remained busy in Optimizing the Production Process.

Company has installed a pre-heating oven which preheats the sleeve while the old sleeve continues giving production till the new sleeve is preheated. Due to this development Company save 3-4 days production. In the result plant production reliability improved.

Fuel and energy are the major primary sources of running glass operations in industry. Your Company's dedicated team is committed in optimizing the operation by minimizing the natural gas and electricity requirements in the operations without getting any adverse affects on production.

#### **EXPANSIONS**

Ghani Global Glass applied expertise in glass science, precision forming, and extrusion to design and develop a 21st century glass ampoules and vials to protect 21st century drugs. Soon after the start of production during April 2016, the Company announced value added expansion plan during June 2016 for production of Ampoules and Vials from its own glass tubing.

After receipt first consignment of brand new European Technology machinery known as OCMI, Company commenced first phase of production of Vials and Ampoules during January 2017. Alhamdulillah this expansion plan has been completed during September 2017 under the supervision of European and Chinese experts and has been operating.

Our ampoules and vials enhances the storage and delivery of drugs, providing more reliable access to medicines essential to public health.

#### **SALES & MARKETING**

During the first full year of operation we succeeded to introduce ourselves in the market as a reliable local supplier. Despite the fact the Company has been facing tough resistance/ competition from Chinese quality importers ruling from decades. We also focused on building a long-term partnership with every individual customer.

Alhamdulillah, your Company has hired the services of qualified and experienced teams in Marketing and Sales Division both in South and North.

Ghani Global Glass is the first local Company who has installed the state of the art facility for manufacturing of European standard USP Type I Glass Tubes in 2016 with the capacity to cater the country's requirement of tubing which is currently being imported from China and Iran. We are producing quality tube but due to import from China, meeting price is difficult and in order to provide the support to local converters we are meeting the Chinese landed cost with very meagre margins/rather meeting our expenses.

We produce and sale these tubing to the converters of Ampoules and Vials across Pakistan for their end users i.e. Pharmaceutical Companies who are using these primary packaging component for filling of medicines.

Your Company is also exploring the avenues for its export in African countries like Tunisia and other surrounding countries. Samples have already been sent for Amber and Clear tubing and soon will get the results for further process.

We are currently selling Clear and Amber ampoules from the local tubing to our customers across Pakistan and Alhamdulillah our quality is much better than the other local converters.

We had a successful year in terms of tubing sale as we made tubing supply to each and every customer who were previously using Chinese tubing through direct supplies or through stockiest across the country. This was made possible due to glass quality, and high yield apart from providing peace of mind to customers in respect of un-interrupted supplies throughout the year.

Before the start-up of GGG plant our market was flooded with Chinese tubing which did not qualify to USP type I according to the international standards. So, the pharma customers were forced to buy the inferior quality packaging products i.e. ampoule and vials as the European origin products were very expensive and beyond the reach of Generic Pharmaceutical manufacturing industry.

Thanks to GGG who introduced Neutral Borosilicate glass tubing USP type I clear and amber to meet the requirement of local market and foreign markets.

#### **HOW IS 2018 LOOKING?**

The management of your Company has recently completed the expansion plan by way value addition and set up Ampoules and Vials forming section and have introduced Italian Technology OCMI and SPAMI. Ghani Global Glass being the manufacturer of glass tubing is the pioneer to introducing brand new fully automated ampoule lines to cater the requirement of pharma customers. Due to high quality ampoules your Company quickly capture the market share in North and South as per available production capacity. Alhamdulillah after approval of product quality your company has commenced sales of glass vials and ampoules to national pharmaceutical companies. Formal approval for supply of ampoules to multinational companies is under process and is expected positive results shortly.

Since inception in 2016, GGG facing difficulties to compete against inferior quality tubing being imported from China, as most of the customers are price conscious rather than the quality. But with passage of time this factor is diluting.

Your Company have installed again high technique quality Italian machines for manufacture of Tubular Glass Vials USP Type I. Currently these Vials are being imported from China and other European countries by few Pharma Companies in Pakistan as most of the companies are filling their dry powder in moulded glass vials USP Type III. We will produce all sizes of Vials such as 2cc to 20cc. These vials will be in much better quality than what is currently being imported from China.

To cater the requirement of pharma companies who had been importing the empty glass ampoules from China, GGG has also made a handsome investment to import the Chinese ampoule machines to fulfill the requirement of this segment of the market.

Full impact of above developments will be reflected in the periods to come, "Insha Allah".

### **PAY OUT TO THE SHAREHOLDERS**

The management of your Company strongly believes in passing on the return of investment to their shareholders. However, pay out to the shareholders will be recommended on earnings of profit by the Company "In Sha Allah".

### **RIBA-FREE BUSINESS**

Alhamdulillah at GGG all the business transactions and financial deeds are ensured in accordance with the SHARIA.

### **SAFETY, HEALTH, ENVIRONMENT & QUALITY (SHEQ)**

Safety first is the number one objective of Ghani Global Glass, it is incumbent upon the Company and the management to ensure that all the employees, customers and visitors coming to the site, go back to their families in safe conditions.

All the safety programs, have been installed. To ensure continuity in the safety programs a full time safety engineer is on board who ensures that all the safety aspects including human, machines buildings, packing, vehicles and storage are met and taken care of.

### **QUALITY ASSURANCE**

Ghani Global Glass is focused in providing quality products at competitive cost, maintaining ISO and safety standards. Company's quality system is based both on some in-line automatic quality control system and on special in process procedures carried out by trained operators. In process tests are meant to verify dimensions, product functionality, pre-breakage load and glass grains tests.

ISO certified Quality System of the Company is focused on satisfying critical specifications, continuously improving all products and complying with regulatory requirements. After production, the final test is carried out on a statistical sample in compliance with the ISO standards and issuance of compliance certificate.

Our customers expect the highest quality products and materials, made for their specific needs, and delivered on time.

Ghani Global Glass has adopted the world's best quality management system ISO-9001:2008. Certification of the system has been obtained from world's known "UKAS". Annual surveillance audit is conducted by the certification agency to ensure the compliance of the quality management system.

Dimensional inspection of products is carried out 100% in-line, using automated camera control systems. In addition to the automated vision control, manual in process controls are performed frequently during production. These are further ensured dimensional, physical and chemical quality compliance to specifications

For ampoules, Ghani Global Glass is making sure that medicines remain safely packed at all times. Its excellent surface properties provide permanent protection of the contents, ensuring long-term effectiveness of the packed pharmaceuticals. A 100% optical control of all glass tubes involves the examination of every single glass tube for contamination or surface flaws. Ghani Global Glass ensures to produce high-transparency glass which safely preserves the contents.

### **ENVIRONMENTAL QUALITY MANAGEMENT SYSTEM**

Ghani Global Glass is environmentally alive and is ensuring zero air, water and ground pollution. The Company is maintaining gardens and plants at the site to make the work place attractive and give comfortable environment to the employees, visitors and customers.

Your Company has adopted the world's best environment management system ISO-14001:2006. Certification of the system has been obtained from world's known "UKAS". Annual surveillance audit is conducted by the certification agency to ensure the compliance of the quality management system.

In addition to above, all activities at plant are in compliance with the requirements of environment protection rules and legislations.

#### **HUMAN RESOURCE**

Development of Human Resources is one of the priority areas in Ghani Global Glass as the management considers human capital as the most precious asset of the Company. Alhamdulillah Ghani Global Glass has hired highly qualified, experienced staff and all areas such as marketing, plant operations, furnace, quality assurance, finance and corporate have been covered.

#### **TRAINING & DEVELOPMENT**

Trainings needs analyses are done, gaps are assessed and trainings are planned for the whole year. To ensure the high standard of performance, Ghani Global Glass conducts on, off job and regular classroom training sessions, covering operation and maintenance of plant/equipments, quality assurance, environment, and contamination free packing, on regular basis.

In addition to above European and Chinese experts remain on board to facilitate and train operators and engineers of the Company.

#### **CUSTOMER SATISFACTION**

Ghani Global Glass is committed to have high focus on quality, environment and safety standards. Ghani Global Glass is producing high quality USP TYPE 1 NEUTRAL Glass Tubing, Vials and Ampoules. In a very short period your Company has succeeded to introduce itself in the market as a reliable local supplier.

Products and exclusive services are ensured to the entire satisfaction of the customers spread over in Karachi, Lahore and other big cities. Customer suggestions and complaints are welcome and are taken care with top priority.

#### **CONTRIBUTION TO NATIONAL EXECHEQUER**

During the year under review Ghani Global Glass has contributed Rs. 201 million (2016: Rs. 103 million) in shape of taxes, duties and levies paid to central, provincial government and local authorities.

#### **STATUTORY AUDITORS OF THE COMPANY**

The present auditors' M/s. Rizwan & Company, Chartered Accountants will retire on conclusion of Annual General Meeting being held on October 28, 2017. As suggested by the Audit Committee, the Board of Directors has recommended their re-appointment as auditors of the Company for the year ending June 30, 2018.

#### **STAFF RETIREMENT BENEFIT**

Ghani Global Glass operates a funded contributory Provident Fund Scheme for its employees and contributions based on salaries of the employees are made to the fund on monthly basis.

#### **SHARE PRICE TREND**

The share price of Rs.10 each of your Company at one stage rose as high as Rs. 30.48 during February 2017, lowered as low as Rs. 13.70 during July 2016 and closed at Rs. 19.99 as on June 30, 2017.

#### **COMPLIANCE WITH THE CODE OF CORPORATE GOVERNANCE**

Ghani Global Glass has adopted the requirements of the Code of Corporate Governance set out by the Pakistan Stock Exchange in their Rule Book, relevant for the year ended June 30, 2017 and have been duly complied with.

#### **STATEMENT OF COMPLIANCE WITH THE BEST PRACTICES OF CODE OF CORPORATE GOVERNANCE**

The Statement of Compliance with best practices of Code of Corporate Governance is annexed.

### CODE OF CONDUCT


The board of Ghani Global Glass has adopted separate code of conduct for its Board of Directors and the employees. All concerns are informed of these codes and are required to observe the rules of conduct in relation to customers, suppliers and regulations.

### AUDIT COMMITTEE

The Board has formed an Audit Committee. It comprises four members, of whom one is independent and three are non-executive directors.

The Audit Committee has its terms of reference which were determined by the Board of Directors in accordance with the guidelines provided in the Rule Book.

Five meetings of the audit committee were held during the year ended June 30, 2017. The names of audit committee members and their attendance is as follow:


Sr.No.	Name of the Directors	Designation	No. of Meeting Attended	
1	Main Zahid Said	Chairman	05	
2	Atique Ahmad Khan	Member	01 out of 02	
3	Hafiz Farooq Ahmad	Member	04	
4	Saira Farooq	Member	05	
5	Farzand Ali	Ex-member	03 out of 03	

### HR&R COMMITTEE

The Board has formed a Human Resource & Remuneration (HR&R) committee. It comprises four members, of whom one is independent and three are non-executive directors.

The HR&R committee has its terms of reference which were determined by the Board of Directors in accordance with the guidelines provided in the Rule Book.

Three meetings of the HR&R committee were held during the year ended June 30, 2017. The names of HR&R committee members and their attendance is as follow:

Sr.No.	Name of the Directors	Designation	No. of Meeting Attended	
1	Main Zahid Said	Chairman	03	
2	Atique Ahmad Khan	Member	03	
3	Hafiz Farooq Ahmad	Member	03	
4	Rabia Atique	Member	03	

### RELATIONS WITH STAKEHOLDERS

Ghani Global Glass is committed to establishing mutually beneficial relations with all customers, suppliers, bankers, employees, stock exchange, SECP and other business partners of the Company. Alhamdulillah during the period under review relations with all stakeholders remained cordial.

### CORPORATE SOCIAL RESPONSIBILITY

GGG is committed to both sustainable business practices and its responsibilities as a corporate citizen. We believe that Corporate Social Responsibility is primarily about conducting business in a transparent and ethical way that not only enhances value of all of our stakeholders but also gives support to the events that enhance the well-being of the community.

Your Company has established Corporate Social Responsibility and guidelines for corporate governance. Customer Relation Management is a strategic business philosophy and processes are ensured to be rooted through the ethical practice.

GGG also supports a clean environment and motivate its customers for this cause. GGG tries its level best that business activities of customers must be environment-friendly and not be hazardous to the society.

Your Company has send one employee of the Company, selected through balloting, to perform the Holly Hajj (with pay on Company's expenses) for 2017 Hajj.

Ghani Global Glass endeavors to be a trusted corporate entity and fulfills the responsibility towards the environment and society in general.

### **BOARD OF DIRECTORS**

The Board of Directors, which consist of seven members, have responsibility to independently and transparently monitor the performance of the Company and take strategic decision to achieve sustainable growth in the Company value.

Composition of the present board of directors is as under:

<b>Sr. No.</b>	<b>Category</b>	<b>No. of Directors</b>
1	Independent director	01
2	Non-Executive directors	04
3	Executive directors	02
<b>Total number of directors</b>		<b>07</b>

The Chairman board of directors is among the non-executive directors.

A written notice of the board meeting along with working papers was sent to the members seven days before the meeting.

A total of Seven meetings of the Board of Directors were held during the year ended June 30, 2017.

During the financial year ended June 30, 2017, name of persons and their attendance, who were the directors of the Company are as under:

<b>Sr. No.</b>	<b>Name of the Director</b>	<b>No. of meeting attended</b>
1	Masroor Ahmad Khan	06
2	Atique Ahmad Khan	06
3	Hafiz Farooq Ahmad	06
4	Main Zahid Said	07
5	Rabla Atique	07
6	Saira Farooq	07
7	Farzand Ali	07

Leave of absence was granted to the directors who could not attend some of the board meetings.

The present board of directors will complete their terms of office on October 31, 2017. The election of directors under section 159 of the Companies Act, 2017, for a further period of three years will be held in the Annual General Meeting of the Company being held on October 28, 2017. Present board of directors has fixed eight number of directors for next period of three years. Agenda item for election of directors is included in the notice of Annual General Meeting.



## REMUNERATION TO THE CEO AND EXECUTIVE DIRECTORS

The board of directors has approved the remuneration of CEO and executive director(s) as under:

Name	Designation	REMUNERATION (Rupees)	Effective date
Masroor Ahmad Khan	Chief Executive Officer	950,000/- per month	01-11-2016
Farzand Ali	Director/Company Secretary	Nil	-

In addition to monthly remuneration the CEO is eligible as member of Employees Provident Fund scheme of the Company, two Company maintain cars, bonus(s) as and when announced by the Company. CEO is also eligible all other benefits which are applicable to other employees of the Company.

## INVESTMENT IN ASSOCIATED COMPANY

The shareholders of the Company in their meeting held on October 31, 2016 has approved the investment of Rs. 200 million in Ghani Gases Limited (GGL) an associated Company in shape of advances and loans. As at the close of financial year June 30, 2017, GGL has not fully or partially utilized the approved amount of investment.

## CORPORATE AND FINANCIAL FRAMEWORK

In compliance with the code of Corporate Governance, we give statement of Corporate and financial reporting framework;

The financial statements together with the notes thereon have been drawn up by the management in conformity with the provisions of the repealed Companies Ordinance, 1984. These statements present fairly the Company's state of affairs, the result of its operations, cash flow and changes in equity.

- Proper books of account have been maintained by the Company.
- Appropriate accounting policies have consistently applied in the preparation of financial statements and accounting estimates are based on reasonable and prudent judgment.
- International Accounting Standards, as applicable in Pakistan, have been followed in the preparation of financial statements and any departure there from has been adequately disclosed.
- The system of internal control is sound in design and has been effectively implemented and monitored.
- There are no significant doubts upon the Company's ability to continue as a going concern.
- There has been no material departure from the best practices of Corporate Governance, as detailed in the listing regulations.
- There has been no departure from the best practices of transfer pricing.
- Information about taxes and levies is given in the notes of accounts.
- The value of investments and bank balances in respect of staff retirement benefits. Provident Fund Rs. 12.758 million (2016: Rs. 4.229 million).

## PATTERN OF SHAREHOLDING UNDER CODE OF CORPORATE GOVERNANCE

A statement of the pattern of shareholding of certain class of shareholders as at June 30, 2017, whose disclosure is required under the reporting framework, is included in the annexed shareholder's information.

### POST BALANCE SHEET EVENTS

No material changes or commitments affecting the financial position of the Company have occurred between the end of financial year of the Company and date of this report except completion of expansion plan during third week of September 2017 by way of value addition project for production of Vials and Ampoules announced by the Company during June 2016.

### ACKNOWLEDGEMENT

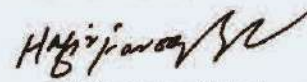
The directors express their deep appreciation to our valued customers who placed their confidence in the company. We would like to express sincere appreciation to the dedication of company's employees to their professional obligations and cooperation by the bankers, government agencies, which have enabled the company to display good performance both in operational and financial fields.

We thank our shareholders who reposed their confidence on management of the company, the officials of the SECP, the Karachi Stock Exchange and all government functionaries as well as the commandments of Allah Subhanatallah and Sunnah of our Prophet Muhammad (peace be upon him).

On behalf of the Board



**Masroor Ahmad Khan**  
(Chief Executive Officer)



**Hafiz Farooq Ahmad**  
(Director)

Lahore  
October 02, 2017

# NOTICE OF ANNUAL GENERAL MEETING

Notice is hereby given that the **10th Annual General Meeting (AGM)** of **Ghani Global Glass Limited** (the Company) will be held on Saturday October 28, 2017 at 12:00 Noon at registered office of the Company at 10-N, Model Town, Lahore to transact the following business:-

## **ORDINARY BUSINESS**

1. To receive, consider and adopt the Annual Audited Accounts of the Company for the year ended June 30, 2017 together with Directors' and Auditors' Report thereon.
2. To appoint Auditors of the Company for the year ending June 30, 2018 and to fix their remuneration. The retiring auditors' M/S Rizwan & Company, Chartered Accountants, being eligible, have offered themselves for re-appointment.
3. To elect eight (08) directors as fixed by the board under the provisions of the Companies Act, 2017 for a period of three years commencing from October 31, 2017.

The names of retiring directors are as under:

1. Atique Ahmad Khan	2. Masroor Ahmad Khan	3. Hafiz Farooq Ahmad
4. Mian Zahid Said	5. Rabia Atique	6. Saira Farooq
7. Farzand Ali		

4. Any other business with permission of the Chair.

## **SPECIAL BUSINESS**

5. To consider and if thought fit to pass with or without modification(s) the following resolutions as special resolution:


**RESOLVED THAT** authorized share capital of Ghani Global Glass Limited (the Company) be and is hereby increased from Rs. 1,200 million divided into 120 million ordinary shares of Rs. 10 each to Rs. 2,000 million divided into 200 million ordinary shares of Rs. 10 each.

**FURTHER RESOLVED THAT** the Company be and is hereby authorized to amend and alter the clause V of memorandum of association and clause IV of articles of association of the Company to give effect of increase in authorized share capital of the Company from Rs. 1,200 million divided into 120 million ordinary shares of Rs. 10 each to Rs. 2,000 million divided into 200 million ordinary shares of Rs. 10 each.

**FURTHER RESOLVED THAT** the Chief Executive Officer and / or Company Secretary of the Company be and are hereby singly empowered and authorized to take all steps and actions necessary, incidental and ancillary as may be required in this regard and to do all acts, matters, and things as may be necessary or expedient for the purpose of increase in authorized share capital and amendment/ alteration in memorandum and articles of association of the Company.

Place: Lahore  
Dated: October 05, 2017

By order of the Board

  
**FARZAND ALI**  
Company Secretary

**Notes:**

**1. BOOK CLOSURE**

Share Transfer Books of the Company will remain closed and no transfer of shares will be accepted for registration from Wednesday, October 25, 2017 to Tuesday, October 31, 2017 (both days inclusive). Transfer received in order at the office of the share registrar

M/s Vision Consulting Limited  
1st Floor,3-C, LDA Flats, Lawrence Road, Lahore.  
Telephone No. 042-36375531,36375339  
Fax No. 042-36312550, Email: shares@vcl.com.pk

at the close of business on Tuesday, October 24, 2017 will be treated in time for the purpose of determination of attendance of the AGM.

**2. ELECTION OF DIRECTORS**

Any person seeking to contest the election to the office of director whether he/she is retiring director must file with the Company Secretary his/her intention to offer himself/herself for election as director not later than 14 days before the date of AGM u/s 159(3) of the Companies Act, 2017 along with detailed profile and consent to act as Director on Form-28 and declaration under the Code of Corporate Governance.

**3. ATTENDANCE OF MEETING**

A member entitled to attend, speak and vote at the annual general meeting is entitled to appoint a proxy to attend, speak and vote instead of him/her.

Proxies in order to be effective duly signed, filled and witnessed must be deposited at the Registered Office of the Company, along with the attested copies of National Identity Card (NIC) or Passport, not less than 48 hours before the meeting.

CDC Account Holders will have to follow the guidelines as laid down in Circular No. 1 dated January 26, 2000 issued by the SECP for attending the meeting.

Attendance in the AGM shall be on production of original CNIC or Passport.

**4. CONSENT FOR THE FACILITY OF VIDEO-LINK**

Members may participate in the meeting via video-link facility, if the Company receives a demand from the members holding an aggregate 10% or more shareholding residing at a geographical location outside Lahore, to participate in the meeting through video-link at least 7 days prior to the date of meeting, the Company will arrange video link facility in that city.

In this regard, Members who wish to participate through video-link facility, should send a duly signed request as per the following format to Registered Address of the Company.

I/We \_\_\_\_\_ of \_\_\_\_\_ being a member of Ghani Global Glass Limited holder of \_\_\_\_\_ ordinary shares as per Registrar Folio No/CDC account No. \_\_\_\_\_ hereby opt for video conference facility at \_\_\_\_\_.

\_\_\_\_\_  
Signature of Member

#### **5. ANNUAL FINANCIAL STATEMENTS**

Annual financial statements of the Company for the year ended June 30, 2017 have been placed at Company's website(www.ghaniglobalglass.com).

In compliance with SRO No. 470(I) 2016 dated May 31, 2016, issued by the SECP, annual financial statements of the Company for the year ended June 30, 2017, along with notice of this annual general meeting is being dispatched to the shareholders of the Company through CD's.

#### **6. STATEMENT UNDER SECTION 134(3) OF THE COMPANIES ACT, 2017**

This statement set out the material facts concerning the special business, given in agenda item No. 5 of the notice, to be transacted at the annual general meeting of the Company to be held on October 28, 2017.

The authorized share capital of the Company is proposed to be increased from Rs. 1,200 million divided into 120 million ordinary shares of Rs. 10 each to Rs. 2,000 million divided into 200 million ordinary shares of Rs. 10 each to meet the future requirements in respect of further issue of capital by way of right issue or otherwise.

All the directors of Ghani Global Glass Limited are interested in above stated special business to the extent of shares held by them. The directors have no other interest in the special business and/or resolution except as specified above.

## AUDITORS' REPORT TO THE MEMBERS

We have audited the annexed balance sheet of **GHANI GLOBAL GLASS LIMITED** ("the Company") as at **JUNE 30, 2017** and related profit and loss account, statement of comprehensive income, cash flow statement and statement of changes in equity together with the notes forming part thereof, for the year then ended and we state that we have obtained all the information and explanations which, to the best of our knowledge and belief, were necessary for the purposes of our audit.

It is the responsibility of the Company's management to establish and maintain a system of internal control, and prepare and present the above said statements in conformity with the approved accounting standards and the requirements of the repealed Companies Ordinance, 1984. Our responsibility is to express an opinion on these statements based on our audit.

We conducted our audit in accordance with the auditing standards as applicable in Pakistan. These standards require that we plan and perform the audit to obtain reasonable assurance about whether the above said statements are free of any material misstatement. An audit includes examining on a test basis, evidence supporting the amounts and disclosures in the above said statements. An audit also includes assessing the accounting policies and significant estimates made by management, as well as, evaluating the overall presentation of the above said statements. We believe that our audit provides a reasonable basis for our opinion and, after due verification, we report that:

- (a) In our opinion, proper books of accounts have been kept by the Company as required by the repealed Companies Ordinance, 1984;
- (b) in our opinion—
  - (i) the balance sheet and profit and loss account together with the notes thereon have been drawn up in conformity with the repealed Companies Ordinance, 1984, and are in agreement with the books of accounts and are further in accordance with accounting policies consistently applied; and
  - (ii) the expenditure incurred during the year was for the purpose of the Company's business; and
  - (iii) the business conducted, investments made and the expenditure incurred during the year were in accordance with the objects of the Company;
- (c) in our opinion and to the best of our information and according to the explanations given to us, the balance sheet, profits and loss account, statement of comprehensive income, cash flow statement and statement of changes in equity together with the notes forming part thereof conform with approved accounting standards as applicable in Pakistan, and, give the information required by the repealed Companies Ordinance, 1984, in the manner so required and respectively give a true and fair view of the state of the Company's affairs as at **June 30, 2017** and of the loss, comprehensive loss, its cash flows and changes in equity for the year then ended; and
- (d) in our opinion no Zakat was deductible at source under the Zakat and Ushr Ordinance, 1980 (XVIII of 1980).

Lahore 02 OCT 2017


  
**RIZWAN & COMPANY**  
Chartered Accountants  
Engagement Partner: Rizwan Bashir

# BALANCE SHEET

AS AT JUNE 30, 2017

		2017	2018
		(Rupees)	
<b>ASSETS</b>			
<b>Non-current assets</b>			
Property, plant and equipment	5	1,417,453,106	1,312,835,851
Intangible assets - goodwill	6	19,794,072	19,794,072
Long term deposits	7	6,767,850	4,674,530
		<u>1,444,014,828</u>	<u>1,337,304,453</u>
<b>Current assets</b>			
Stores, spares and loose tools	8	34,270,406	41,507,151
Stock in trade	9	322,545,365	140,319,040
Trade debts	10	76,134,308	35,455,350
Loans and advances	11	19,261,217	9,633,200
Trade deposits and prepayments	12	57,320,235	19,310,646
Other receivables	13	103,489	22,984
Tax refunds due from government	14	122,102,447	90,267,964
Advance income tax - net	15	38,286,454	8,498,469
Cash and bank balances	16	68,123,956	34,915,385
		<u>738,147,877</u>	<u>379,950,189</u>
<b>TOTAL ASSETS</b>		<u><b>2,182,162,705</b></u>	<u><b>1,717,254,642</b></u>
<b>EQUITY AND LIABILITIES</b>			
<b>Share capital and reserves</b>			
Authorized share capital			
120,000,000 (2016: 120,000,000) ordinary shares of Rupees 10 each		1,200,000,000	1,200,000,000
Issued, subscribed and paid up share capital	17	1,000,000,000	500,000,000
Accumulated losses		(176,593,674)	(60,668,354)
Loan from sponsors	18	344,860,638	485,660,638
<b>Total equity</b>		<u><b>1,168,266,964</b></u>	<u><b>924,992,284</b></u>
<b>Non-current liabilities</b>			
Long term financing	19	375,709,221	528,168,752
Long term security deposits		400,000	368,057
		<u>376,109,221</u>	<u>528,536,809</u>
<b>Current liabilities</b>			
Trade and other payables	20	106,824,557	83,477,018
Accrued profit on financing	21	10,925,691	5,687,537
Short term borrowings	22	364,231,460	84,451,613
Current portion of long term financing	19	153,404,730	78,822,646
Provision for taxation	23	3,300,082	1,286,735
		<u>637,786,520</u>	<u>263,725,549</u>
<b>Total liabilities</b>		<u><b>1,013,895,741</b></u>	<u><b>792,262,358</b></u>
<b>TOTAL EQUITY AND LIABILITIES</b>		<u><b>2,182,162,705</b></u>	<u><b>1,717,254,642</b></u>
Contingencies and commitments	24		
The annexed notes from 1 to 46 form an integral part of these financial statements.			

  
**MASROOR AHMAD KHAN**  
 (CHIEF EXECUTIVE OFFICER)

  
**ASIM MAHMUD**  
 (CHIEF FINANCIAL OFFICER)

  
**HAFIZ FAROOQ AHMAD**  
 (DIRECTOR)

# PROFIT AND LOSS ACCOUNT

FOR THE YEAR ENDED JUNE 30, 2017

	Note	2017 (Rupees)	2016
Sales - net	25	330,008,178	66,022,932
Cost of sales	26	(317,104,089)	(62,568,794)
<b>Gross profit</b>		<b>12,904,089</b>	<b>3,454,138</b>
Administrative expenses	27	(44,814,641)	(22,767,742)
Selling and distribution expenses	28	(16,905,929)	(8,363,616)
Other operating expenses	29	(996,675)	(559,000)
		<b>(62,717,245)</b>	<b>(31,690,358)</b>
Other income	30	5,886,329	238,050
<b>Loss from operations</b>		<b>(43,926,827)</b>	<b>(27,998,170)</b>
Finance cost	31	(68,693,411)	(17,541,399)
<b>Loss before taxation</b>		<b>(112,620,238)</b>	<b>(45,539,569)</b>
Taxation	32	(3,300,082)	(5,696,169)
<b>Loss after taxation</b>		<b>(115,920,320)</b>	<b>(51,235,738)</b>
Earnings per share - basic and diluted	33	(1.27)	(0.86)

The annexed notes from 1 to 45 form an integral part of these financial statements.

  
**MASROOR AHMAD KHAN**  
 (CHIEF EXECUTIVE OFFICER)

  
**ASIM MAHMUD**  
 (CHIEF FINANCIAL OFFICER)

  
**HAFIZ FAROOQ AHMAD**  
 (DIRECTOR)



# CASH FLOW STATEMENT

FOR THE YEAR ENDED JUNE 30, 2017

	Note	2017 (Rupees)	2016
<b>CASH FLOWS FROM OPERATING ACTIVITIES</b>			
Cash used in operating activities	34	(232,001,880)	(229,452,802)
Finance cost paid		(64,300,257)	(67,782,839)
Income tax paid		(31,074,720)	(5,417,446)
		(95,434,977)	(73,200,285)
<b>Net cash used in operating activities</b>		<b>(327,436,837)</b>	<b>(302,653,087)</b>
<b>CASH FLOWS FROM INVESTING ACTIVITIES</b>			
Additions in operating fixed assets		(190,894,200)	(7,486,061)
Additions in capital work in progress		(9,640,292)	(212,123,617)
Proceeds from disposal of operating fixed assets		77,500	-
<b>Net cash used in investing activities</b>		<b>(200,456,992)</b>	<b>(219,609,678)</b>
<b>CASH FLOWS FROM FINANCING ACTIVITIES</b>			
Issue of shares		500,000,000	-
Loan from sponsors		(140,800,000)	440,360,638
Long term financing		(77,877,447)	53,420,838
Short term borrowings		279,779,847	56,583,146
<b>Net cash generated from financing activities</b>		<b>581,102,400</b>	<b>550,364,422</b>
<b>Net increase in cash and cash equivalents</b>		<b>33,208,571</b>	<b>28,101,657</b>
<b>Cash and cash equivalents at the beginning of the year</b>		<b>34,915,385</b>	<b>6,813,728</b>
<b>Cash and cash equivalents at the end of the year</b>	16	<b>68,123,956</b>	<b>34,915,385</b>

The annexed notes from 1 to 45 form an integral part of these financial statements.

  
**MASROOR AHMAD KHAN**  
 (CHIEF EXECUTIVE OFFICER)

  
**ASIM MAHMUD**  
 (CHIEF FINANCIAL OFFICER)

  
**HAFIZ FAROOQ AHMAD**  
 (DIRECTOR)

# STATEMENT OF COMPREHENSIVE INCOME

FOR THE YEAR ENDED JUNE 30, 2017

Loss for the year

Other comprehensive income / (loss)

Total comprehensive loss for the year

2017	2016
(Rupees)	
(115,925,320)	(51,235,738)
-	-
<b>(115,925,320)</b>	<b>(51,235,738)</b>

The annexed notes from 1 to 45 form an integral part of these financial statements.

  
**MASROOR AHMAD KHAN**  
(CHIEF EXECUTIVE OFFICER)

  
**ASIM MAHMUD**  
(CHIEF FINANCIAL OFFICER)


  
**HAFIZ FAROOQ AHMAD**  
(DIRECTOR)

# STATEMENT OF CHANGES IN EQUITY

FOR THE YEAR ENDED JUNE 30, 2017

	Share Capital	Accumulated losses	Loan from sponsors	Total
	(Rupees)			
Balance as at July 01, 2015	500,000,000	(9,432,616)	45,300,000	535,867,384
Total comprehensive loss for the year	-	(51,235,738)	-	(51,235,738)
Loan received during the year	-	-	440,360,638	440,360,638
Balance as at June 30, 2016	500,000,000	(60,668,354)	485,660,638	924,992,284
Issue of shares during the year	500,000,000	-	-	500,000,000
Total comprehensive loss for the year	-	(115,925,320)	-	(115,925,320)
Loan repaid during the year	-	-	(140,800,000)	(140,800,000)
<b>Balance as at June 30, 2017</b>	<b>1,000,000,000</b>	<b>(176,593,674)</b>	<b>344,860,638</b>	<b>1,168,266,964</b>

The annexed notes from 1 to 45 form an integral part of these financial statements.

  
**MASROOR AHMAD KHAN**  
 (CHIEF EXECUTIVE OFFICER)

  
**ASIM MAHMUD**  
 (CHIEF FINANCIAL OFFICER)

  
**HAFIZ FAROOQ AHMAD**  
 (DIRECTOR)

# NOTES TO THE FINANCIAL STATEMENTS

FOR THE YEAR ENDED JUNE 30, 2017

## 1. THE COMPANY AND ITS OPERATIONS

Ghani Global Glass Limited ("the Company") was incorporated in Pakistan under the repealed Companies Ordinance, 1984 (now Companies Act, 2017) as a private limited company on October 04, 2007 as Ghani Tableware (Private) Limited. Its status was changed to public unlisted company, consequently its name was changed to Ghani Tableware Limited as on July 24, 2008. Name of the Company was further changed to Ghani Global Glass Limited on January 14, 2009. The Company became listed on Pakistan Stock Exchange on December 12, 2014 upon merger of Libas Textiles Limited with and into the Company. The Company's registered office is situated at 10-N, Model Town Extension, Lahore.

The Company is principally engaged in manufacturing and sale of glass tubes, glass-ware, vials and ampules. The Company commenced its commercial operations with effect from April 01, 2016.

## 2. STATEMENT OF COMPLIANCE

- 2.1** These financial statements have been prepared in accordance with the requirements of the repealed Companies Ordinance, 1984 (the Ordinance) and the approved accounting standards as applicable in Pakistan. Approved accounting standards comprise of such International Financial Reporting Standards (IFRS) issued by the International Accounting Standards Board and Islamic Financial Accounting Standards (IFAS) issued by the Institute of Chartered Accountants of Pakistan (ICAP) as are notified under the repealed Companies Ordinance, 1984, provisions of and directives issued under the repealed Companies Ordinance, 1984. Wherever the requirements of the repealed Companies Ordinance, 1984 or directives issued by Securities and Exchange Commission of Pakistan (SECP) differ with the requirements of IFRS, the requirements of the repealed Companies Ordinance, 1984 or the requirements of the said directives prevail.

The Companies Ordinance, 1984 has been repealed after the enactment of the Companies Act, 2017 on May 30, 2017. SECP vide its Circular 17 of 2017 dated July 20, 2017 has clarified that the companies whose financial year closes on or before June 30, 2017 shall prepare their financial statements in accordance with the provisions of the repealed Companies Ordinance, 1984.

## 2.2 AMENDMENTS / INTERPRETATIONS TO EXISTING STANDARDS AND FORTHCOMING REQUIREMENTS

### 2.2.1 New / revised accounting standards, amendments to published accounting standards, and interpretations that are not yet effective

The following revised standards, amendments and interpretations with respect to the approved accounting standards as applicable in Pakistan would be effective from the dates mentioned below against the respective standard or interpretation:

Standard or Interpretation	Effective date (accounting periods beginning on or after)
IFRS 2 –Measurement of Share-based Payments Transactions (Amendments)	January 01, 2018
IAS 7 –Statement of Cash Flows: Disclosure Initiative (Amendment)	January 01, 2017

<b>Standard or Interpretation</b>	<b>Effective date (accounting periods beginning on or after)</b>
IFRS 10 –Consolidated Financial Statements and IAS 28 Investment in Associates and Joint Ventures–Sale or Contribution of Assets between an Investor and its Associate or Joint Venture (Amendments)	Not yet finalized
IAS 12 –Income Taxes – Recognition of Deferred Tax Assets for Unrealized losses (Amendments)	January 01, 2017
IFRS 4 –Insurance Contracts: Applying IFRS 9 Financial Instruments with IFRS 4 Insurance Contracts – (Amendments)	January 01, 2018
IAS 40 –Investment Property: Transfers of Investment Property (Amendments)	January 01, 2018
IFRIC 22 –Foreign Currency Transactions and Advance Consideration	January 01, 2018
IFRIC 23 –Uncertainty over Income Tax Treatments	January 01, 2019

The Company expects that the adoption of the above revisions, amendments and interpretations of the standards will not affect the Company's financial statements in the period of initial application.

In addition to the above standards and amendments, improvements to various accounting standards have also been issued by the IASB. Such improvements are generally effective for accounting periods beginning on or after January 01, 2017. The Company expects that such improvements to the standards will not have any material impact on the Company's financial statements in the period of initial application.

### **2.3 ACCOUNTING STANDARDS AND IFRS INTERPRETATIONS THAT HAVE NOT BEEN NOTIFIED BY SECURITIES AND EXCHANGE COMMISSION OF PAKISTAN**

Further, following new standards have been issued by IASB which are yet to be notified by the SECP for the purpose of applicability in Pakistan.

<b>Standard or Interpretation</b>	<b>IASB Effective date (accounting periods beginning on or after)</b>
IFRS 9 –Financial Instruments - Classification and Measurement	January 01, 2018
IFRS 14 –Regulatory Deferral Accounts	January 01, 2016
IFRS 15 –Revenue from Contracts with Customers	January 01, 2018
IFRS 16 –Leases	January 01, 2019
IFRS 17 –Insurance Contracts	January 01, 2021

### **2.4 ACCOUNTING STANDARDS, IFRS AND INTERPRETATIONS TO EXISTING STANDARDS THAT BECOME EFFECTIVE**

The Company has adopted following amendments to IFRSs which became effective during the year:

IFRS 10 –Consolidated Financial Statements, IFRS 12 Disclosure of Interests in Other Entities and IAS 27 Separate Financial Statements: Investment Entities: Applying the Consolidation Exception (Amendment)
---

- IFRS 11 –Joint Arrangements – Accounting for Acquisition of Interest in Joint Operation (Amendment)
- IAS 1 –Presentation of Financial Statements – Disclosure Initiative (Amendment)
- IAS 16 –Property, Plant and Equipment and IAS 38 Intangible Assets: Clarification of Acceptable Method of Depreciation and Amortization (Amendment)
- IAS 16 –Property, Plant and Equipment IAS 41 Agriculture - Agriculture: Bearer Plants (Amendment)
- IAS 27 –Separate Financial Statements – Equity Method in Separate Financial Statements (Amendment)

**Improvements to Accounting Standards Issued by the IASB**

- IFRS 5 –Non-current Assets Held for Sale and Discontinued Operations - Changes in methods of disposal
- IFRS 7 –Financial Instruments: Disclosures – Servicing contracts
- IFRS 7 –Financial Instruments: Disclosures – Applicability of the offsetting disclosures to condensed interim financial statements
- IAS 19 –Employee Benefits – Discount rate: regional market issue
- IAS 34 –Interim Financial Reporting – Disclosure of information 'elsewhere in the interim financial report

The adoption of the above amendments, revisions, improvements to accounting standards and interpretations did not have any effect on the financial statements.

**3 BASIS OF PREPARATION**

**3.1** These financial statements have been prepared under the historical cost convention except for certain financial instruments, which are carried at their fair values.

**3.2 Significant accounting judgments and critical accounting estimates / assumptions**

The preparation of financial statements in conformity with the approved accounting standards requires the use of certain critical accounting estimates. It also requires the management to exercise its judgment in the process of applying the Company's accounting policies. Estimates and judgments are continually evaluated and are based on historical experience and other factors, including expectations of future events that are believed to be reasonable under the circumstances. The areas where various assumptions and estimates are significant to the Company's financial statements or where judgments were exercised in application of accounting policies are as follows:

**a) Income taxes**

The Company takes into account the current income tax law and the decisions taken by appellate authorities. Instances where the Company's view differs from the view taken by the income tax department at the assessment and appellate stages and where the Company considers that its views on items of material nature is in accordance with law, the amounts are shown as contingent liabilities.

**b) Useful lives, patterns of economic benefits and impairments**

Management has made estimates of residual values, useful lives and recoverable amounts of certain items of property, plant and equipment. Any change in these estimates in future years might affect the carrying amounts of the respective items of property, plant and equipment with a corresponding effect on the depreciation charge and impairment loss.

**c) Provision for doubtful debts**

The Company reviews its doubtful trade debts and other receivables at each reporting date to assess whether provision should be recorded in the profit and loss account. In particular, judgment by management is required in the estimation of the amount and timing of future cash flows when determining the level of provision required. Such estimates are based on assumptions about a number of factors and actual results may differ, resulting in future changes to the provisions.

**d) Provision for slow moving / obsolete items**

The Company reviews the carrying values and impairment of stores, spares and loose tools to assess any diminution in the respective carrying values and wherever required provision for NRV / impairment is made. The calculation of the provision involves the use of estimates with regard to future estimated use and respective fair value of stores, spares and loose tools.

**3.3 Functional and Presentation Currency**

These financial statements are presented in Pak rupee, which is the functional and presentation currency for the Company.

**4 SUMMARY OF SIGNIFICANT ACCOUNTING POLICIES**

**4.1 Property, plant and equipment**

**Owned**

These are stated at cost less accumulated depreciation and impairment, if any, except freehold land which is stated at cost. Cost of operating fixed assets comprises historical cost, borrowing cost and other expenditure pertaining to the acquisition, construction, erection and installation of these assets.

Residual value and the useful life of assets are reviewed at each financial year end and if expectations differ from previous estimates the change is accounted for as change in accounting estimate in accordance with IAS 8 - Accounting Policies, Changes in Accounting Estimates and Errors.

Subsequent costs are included in the asset's carrying amount or recognized as a separate asset, as appropriate, only when it is probable that future economic benefits associated with the item will flow to the Company and the cost of the item can be measured reliably. Normal repairs and maintenance costs are charged to profit and loss account as and when incurred.

**Depreciation**

Depreciation is charged to profit and loss account using the reducing balance method, except for plant and machinery on which depreciation is charged on production hour basis and furnace on which depreciation is charged on straight line basis, so as to write off the cost over the expected useful life of assets at rates, which are disclosed in notes to the financial statements. Depreciation on additions to property, plant and equipment is charged from the month in which the asset is acquired or capitalized, while no depreciation is charged for the month in which the asset is disposed off.

**De-recognition**

An item of property, plant and equipment is derecognized upon disposal or when no future economic benefits are expected from its use or disposal. The gain or loss on disposal or retirement of an asset represented by the difference between the sale proceeds and the carrying amount of the asset is recognized as an income or expense.

### **Capital work in progress**

Capital work-in-progress represents expenditure on item of property, plant and equipment which are in the course of construction and installation. Transfers are made to respective property, plant and equipment category as and when assets are available for use.

Capital work-in-progress is stated at cost less any identified impairment loss.

### **Impairment**

The Company assesses at each balance sheet date whether there is any indication that assets excluding inventory may be impaired. If such indication exists, the carrying amounts of such assets are reviewed to assess whether they are recorded in excess of their recoverable amounts. Where the carrying value exceeds the recoverable amount, assets are written down to the recoverable amount and the difference is charged to the profit and loss account.

## **4.2 Taxation**

### **Current**

Provision for taxation is based on taxable income at current rates after taking into account tax rebates and credits available, if any or minimum tax on turnover or alternate corporate tax on accounting profit and tax paid under final tax regime under relevant provisions of Income Tax Ordinance, 2001. The charge for current tax also includes adjustments, where considered necessary, to provision for taxation made in previous years arising from orders under Income Tax Ordinance, 2001 passed during the year or any previous year(s).

### **Deferred**

Deferred tax is recognized using balance sheet method, providing for temporary differences between the carrying amounts of assets and liabilities for financial reporting purposes and the amounts used for taxation purposes. The amount of deferred tax provided is based on the expected manner of realization or settlement of the carrying amount of assets and liabilities, using the enacted or substantively enacted rates of taxation. In this regard, the effects on deferred taxation of the portion of income expected to be subject to final tax regime is adjusted in accordance with the requirements of Accounting Technical Release – 27 of the Institute of Chartered Accountants of Pakistan.

The Company recognizes a deferred tax asset to the extent that it is probable that taxable profits for the foreseeable future will be available against which the asset can be utilized. Deferred tax assets are reduced to the extent that it is no longer probable that the related tax benefit will be realized.

Deferred tax relating to items recognized outside profit and loss account is recognized outside profit and loss account. Deferred tax items are recognized in correlation to the underlying transaction either in other comprehensive income or directly in equity.

## **4.3 Trade and other payables**

Liabilities for trade and other amounts payable are carried at amortized cost which is the fair value of the consideration to be paid in the future for goods and services received.

## **4.4 Provisions**

A provision is recognized in balance sheet when the Company has a legal or constructive obligation as a result of past event, it is probable that an outflow of resources embodying economic benefits will be required to settle the obligations and a reliable estimate can be made of the amount of obligation.



#### **4.5 Stores, spares and loose tools**

These are valued at moving average cost less provision for slow moving and obsolete items except for items in transit, which are valued at cost comprising invoice value, plus other charges paid thereon. Provision is made for slow moving and obsolete items.

#### **4.6 Stock in trade**

These are stated at the lower of cost and net realizable value. The cost is determined as follows:

Raw and packing materials	At weighted average cost
Work in process	At weighted average cost and related manufacturing expenses
Finished goods	At weighted average cost and related manufacturing expenses
Items in transit	Cost comprising invoice values plus other charges incurred thereon.

Net realizable value signifies the estimated selling price in the ordinary course of business less estimated costs of completion and selling expenses. Aggregate amount of Rupees 4.71 million (2016: Rupees 10.67 million) have been charged to closing inventory to write down to their net realizable value.

#### **4.7 Trade debts**

Trade debts are carried at the amounts billed / charged which is fair value of consideration to be received in the future. An estimate is made for doubtful receivables based on review of outstanding amounts at the year end, if any. Provisions are made against amounts that are considered doubtful by the management. Balances considered bad and irrecoverable are written off when identified.

#### **4.8 Other receivables**

Other receivables are recognized at nominal amount which is fair value of the consideration to be received in the future.

#### **4.9 Cash and cash equivalents**

Cash and cash equivalents are carried in the balance sheet at cost. For the purpose of cash flow statement, cash and cash equivalents comprise cash in hand and cash at bank which are subject to an insignificant risk of change in value.

#### **4.10 Loans, advances and deposits**

These are initially recognized at cost, which is the fair value of consideration given. Subsequent to the initial recognition assessment is made at each balance sheet date to determine whether there is an indication that a financial asset or group of assets may be impaired. If such indication exists, the estimated recoverable amount of that asset or group of assets is determined and any impairment losses recognized for the difference between the recoverable amount and the carrying value.

#### **4.11 Financial instruments**

##### **Recognition and de-recognition**

Financial instruments carried on the balance sheet include deposits, trade debts, loans and advances, trade deposits, other receivables, cash and bank balances, long-term financing, long term deposits payable, trade and other payables, accrued profit on financing and short term borrowings etc. All the financial assets and financial liabilities are recognized at the time when the Company becomes a party to the contractual provisions of the instrument. Financial assets and liabilities are recognized initially at cost, which is the fair value of the consideration given or received as appropriate, plus any directly attributable transaction costs. These financial assets and liabilities are subsequently measured at fair value or amortized cost using the effective rate of interest method, as the case may be.

Financial assets are derecognized when the Company loses control of the contractual rights that comprise the financial asset. The Company loses such control if it realizes the rights to benefits specified in contract, the rights expire or the Company surrenders those rights. Financial liabilities are derecognized when the obligation specified in the contract is discharged, cancelled or expired.

Any gain or loss on de-recognition of the financial assets and financial liabilities is taken to profit and loss account.

#### **Impairment of financial assets**

The Company assesses at each balance sheet date whether there is any indication that assets excluding inventory may be impaired. If such indication exists, the carrying amounts of such assets are reviewed to assess whether they are recorded in excess of their recoverable amount. Where carrying value exceed recoverable amount, assets are written down to the recoverable amount and the difference is charged to profit and loss account.

#### **Off setting of financial assets and financial liabilities**

A financial asset and financial liability is set off and the net amount is reported in the balance sheet if the Company has legally enforceable right to set off the recognized amounts and intends either to settle on a net basis or to realize the asset and settle the liability simultaneously.

#### **4.12 Derivative financial instruments**

These are initially recorded at cost and are re-measured to fair value at subsequent reporting dates. Any resulting gain or loss is recognized in current year profit and loss account. Derivatives with positive market values are included in other receivables and derivatives with negative market values are included in other liabilities in the balance sheet.

#### **4.13 Foreign currency translation**

Assets and liabilities in foreign currencies are translated at the rates of exchange prevailing at balance sheet date or at the contracted rates while foreign currency transactions are recorded at the rates of exchange prevailing at the transaction date or at the contracted rates. Exchange gains and losses are charged to profit and loss account.

#### **4.14 Revenue recognition**

Revenue is measured at the fair value of consideration received and receivable. Revenue is recognized to the extent it is probable that the economic benefits will flow to company and revenue can be measured reliably.

- i) Revenue from the sale of goods is measured net of sales tax, returns and trade discounts, and is recognized when significant risk and rewards of ownership are transferred to buyer, that is, when deliveries are made and recovery of consideration is probable.
- ii) Profit on bank deposits is recognized on time proportion basis taking into account principal outstanding and rates of profit applicable thereon.

#### **4.15 Employees' benefits**

##### **Defined contribution plan**

The Company operates a funded employees' provident fund scheme for its permanent eligible employees. Equal monthly contributions at the rate of 8.33 percent of gross pay are made both by the Company and employees to the fund.

### Compensated absences

Compensated absences are accounted for employees of the Company on un-availed balance of leave in the period in which the absences are earned.

#### 4.16 Borrowing costs

Borrowing costs directly attributable to the acquisition, construction or production of qualifying assets, which are assets that necessarily take a substantial period of time to get ready for their intended use or sale, are added to the cost of those assets, until such time as the assets are substantially ready for their intended use or sale. All other borrowing costs are charged to profit and loss account whenever incurred. Finance cost is accounted for on accrual basis.

#### 4.17 Related party transactions and transfer pricing

Transactions and contracts with the related parties are based on the policy that all transactions between the Company and related parties are carried out at an arm's length.

#### 4.18 Intangible assets

Intangible assets, which are non-monetary assets without physical substance, are recognized at cost, which comprise purchase price, non-refundable purchase taxes and other directly attributable expenditures relating to their implementation and customization. After initial recognition, an intangible asset is carried at cost less accumulated amortization and impairment losses, if any. Intangible assets are amortized from the month when these assets are available for use, using the straight line method, whereby the cost of the intangible asset is amortized over its estimated useful life over which economic benefits are expected to flow to the Company. The useful life and amortization method are reviewed and adjusted, if appropriate, at each reporting date.

#### Goodwill

Goodwill represents the difference between the cost of the acquisition (fair value of consideration paid) and the fair value of the net identifiable assets acquired.

Goodwill is stated at cost less any identified impairment loss.

#### 4.19 Operating segments

Segment reporting is based on the operating (business) segments of the Company. An operating segment is a component of the Company that engages in business activities from which it may earn revenues and incur expenses, including revenues and expenses that relate to the transactions with any of the Company's other components. An operating segment's operating results are reviewed regularly by the chief executive officer to make decisions about resources to be allocated to the segment and assess its performance, and for which discrete financial information is available. The Company's format for segment reporting is based on its products and services.

The management has determined that the Company has a single reportable segment as the Board of Directors view the Company's operations as one reportable segment.

## 5 PROPERTY, PLANT AND EQUIPMENT

Operating fixed assets  
Capital work in progress - at cost

	2017	2016
Note	Rupees	
5.1	1,401,180,066	1,306,203,105
5.2	16,273,038	6,632,746
	<u>1,417,453,106</u>	<u>1,312,835,851</u>

6.1 Operating fixed assets

Cost	Owned assets							Total	
	Land - Freehold	Building	Plant and machinery	Furnace	Furniture and fixture	Office equipment	Computers		Vehicles
35,287,764	-	-	-	-	2,777,178	350,410	631,805	16,097,952	55,145,109
-	132,879,249	812,823,240	325,102,255	1,555,589	632,950	330,589	4,906,933	-	1,278,230,885
-	-	-	-	-	-	-	-	-	-
35,287,764	132,879,249	812,823,240	325,102,255	4,332,767	963,360	1,022,394	21,004,865	-	1,333,435,914
35,287,764	132,879,249	812,823,240	325,102,255	4,332,767	963,360	1,022,394	21,004,865	-	1,333,435,914
2,505,265	70,000	171,882,939	14,554,702	1,724,781	36,000	670,563	-	-	190,894,200
-	-	-	-	-	-	-	(128,230)	-	(128,230)
37,793,029	132,949,249	984,106,179	339,656,957	6,057,548	1,019,360	1,692,957	20,844,665	-	1,824,209,884
-	-	-	-	530,888	11,126	176,140	1,630,198	-	2,411,352
-	3,289,460	7,887,230	10,431,278	272,293	81,397	199,828	2,689,981	-	24,821,467
-	-	-	-	-	-	-	-	-	-
-	3,289,460	7,887,230	10,431,278	866,171	92,523	375,966	4,290,179	-	27,232,809
-	-	-	5% & 33.33%	10%	10%	30%	15%	-	-
-	9,239,480	7,987,280	10,431,278	866,171	92,523	375,966	4,290,179	-	27,232,809
-	12,963,061	41,764,537	37,808,704	429,520	91,182	292,395	2,501,575	-	95,858,874
-	-	-	-	-	-	-	(63,987)	-	(63,987)
-	16,252,521	48,651,767	48,239,882	1,295,691	183,705	658,363	5,737,787	-	123,029,816
-	-	-	5% & 33.33%	10%	10%	30%	15%	-	-
-	129,589,788	804,938,010	314,670,877	3,465,596	890,837	648,428	16,714,706	-	1,308,203,105
37,793,029	110,696,728	934,504,412	291,410,875	4,781,907	935,855	1,024,594	14,149,868	-	1,401,160,666

5.1.1 The detail of operating fixed assets disposed off / sold during the year is as follows:

Description	Cost	Accumulated depreciation	Net Book Value	Sale proceeds	Mode of disposal	Particular of purchaser
Vehicles	52,845	41,823	10,822	14,000	Negotiation	Malang Jan (Employees of the Company), Lahore
Motorcycle	87,586	12,144	55,441	63,500	Negotiation	Javed Akhtar (Employees of the Company), Lahore
Motorcycle	120,230	83,987	86,263	77,800	-	-

5.1.2 Depreciation charge for the year on operating fixed assets has been allocated as follows:

	Note	2017 (Rupees)	2016
Cost of sales	26	92,536,302	21,807,968
Administrative expenses	27	3,314,672	3,213,489
		<u>95,850,974</u>	<u>24,821,457</u>

**5.2 CAPITAL WORK IN PROGRESS - AT COST**

	Note	2017	2016
Civil works	5.2.1	16,273,038	6,632,746
Plant and machinery	5.2.2	-	-
		<u>16,273,038</u>	<u>6,632,746</u>

**5.2.1 Civil works**

	2017	2016
Opening balance	6,632,746	126,842,434
Additions during the year	9,640,292	12,669,561
Capitalized during the year - building	-	(132,879,249)
Closing balance	<u>16,273,038</u>	<u>6,632,746</u>

**5.2.2 Plant and machinery**

	2017	2016
Opening balance	-	898,470,058
Additions during the year	-	239,455,437
Capitalized during the year	-	(1,137,925,495)
Closing balance	<u>-</u>	<u>-</u>

5.2.2.1 Borrowing cost amounting to Rupees Nil (2016: Rupees 40.10 million) and trial run loss of Rupees Nil (2016: Rupees 116.75) have been capitalized during the year.

**6 INTANGIBLE ASSETS - GOODWILL**

	Note	2017 (Rupees)	2016
Closing net book value (NBV)		<u>19,794,072</u>	<u>19,794,072</u>

6.1 Goodwill represents the difference between the cost of the acquisition (fair value of consideration paid) and the fair value of the net identifiable assets acquired at the time of merger of Libaas Textile Limited with and into the Company.

6.2 The Company assessed the recoverable amount as at June 30, 2017 and determined that as of this date there is no indication of impairment of goodwill. The recoverable amount was calculated on the basis of five years financial business plan which assumes cash flows from operating, investing and financing activities.

**7 LONG TERM DEPOSITS**

	Note	2017 (Rupees)	2016
<i>Considered good:</i>			
Security deposits for utilities		3,589,800	3,589,800
Security deposits for rented premises		3,128,050	1,034,930
Central Depository Company of Pakistan (CDC)		50,000	50,000
		<u>6,767,850</u>	<u>4,674,530</u>

**8 STORES, SPARES AND LOOSE TOOLS**

	2017	2016
Stores	4,664,022	2,848,302
Spare parts	29,268,986	38,386,129
Loose tools	337,398	272,720
	<u>34,270,406</u>	<u>41,507,151</u>

		2017	2016
		(Rupees)	
<b>9</b>	<b>STOCK IN TRADE</b>		
	Raw material	21,849,366	23,211,265
	Work in process	4,284,204	4,885,740
	Finished goods	296,411,795	112,222,035
		<b>322,545,365</b>	<b>140,319,040</b>
<b>10</b>	<b>TRADE DEBTS</b>		
	Considered good - unsecured	76,134,308	35,455,350
<b>10.1</b>	Age of trade debts at the date of balance sheet was as follows:		
	<i>Age of trade debts</i>		
	Not past due	50,902,017	10,758,148
	0 - 180 days	23,777,521	24,697,202
	180- 365 days	200,950	-
	1 - 2 years	1,253,820	-
		<b>76,134,308</b>	<b>35,455,350</b>
<b>11</b>	<b>LOANS AND ADVANCES</b>		
	Considered good - unsecured		
	Loan to employees - non profit bearing	625,334	99,306
	Advances		
	To employees against expenses	370,845	255,951
	To suppliers and contractors	18,265,038	9,277,943
		<b>18,635,883</b>	<b>9,533,894</b>
		<b>19,261,217</b>	<b>9,633,200</b>
<b>12</b>	<b>TRADE DEPOSITS AND PREPAYMENTS</b>		
	Considered good:		
	Security deposits	2,640,942	290,602
	Short term prepayments	55,024	436,358
	Letter of credit - in transit	45,998,208	8,180,072
	Letter of credit margins	8,628,061	10,403,614
		<b>57,320,235</b>	<b>19,310,646</b>
<b>13</b>	<b>OTHER RECEIVABLES</b>		
	Considered good:		
	Bank profit receivables	103,489	22,984
<b>14</b>	<b>TAX REFUNDS DUE FROM GOVERNMENT</b>		
	Sales tax refundable	122,102,447	50,287,964
<b>15</b>	<b>ADVANCE INCOME TAX - NET</b>		
	Opening balance	8,498,469	3,081,023
	Income tax paid during the year	31,074,720	5,417,446
		<b>39,573,189</b>	<b>8,498,469</b>
	Adjusted against provision for taxation	(1,286,735)	-
	Closing balance	<b>38,286,454</b>	<b>8,498,469</b>

## 16 CASH AND BANK BALANCES

Cash in hand  
Balances with banks in:  
Current accounts  
Deposit accounts

Note

16.1

	2017 (Rupees)	2016
	811,109	793,423
	5,391,137	4,415,058
	61,921,710	29,706,904
	67,312,847	34,121,962
	<b>68,123,956</b>	<b>34,915,385</b>

16.1 The rate of return on deposit accounts ranges from 2% to 5.5% (2016: 2% to 6%) per annum.

## 17 ISSUED, SUBSCRIBED AND PAID UP SHARE CAPITAL

2017 (Number of Shares)	2016		2017 (Rupees)	2016
88,000,000	48,000,000	Ordinary shares of Rupees 10 each fully paid in cash	880,000,000	480,000,000
2,000,000	2,000,000	Ordinary shares of Rupees 10 each issued for consideration other than cash under scheme of arrangement for amalgamation.	20,000,000	20,000,000
<b>100,000,000</b>	<b>50,000,000</b>		<b>1,000,000,000</b>	<b>500,000,000</b>

17.1 The process for amalgamation of Libas Textile Limited with and into the Company as on December 12, 2014 resulted in issuance of shares for consideration other than cash.

17.2 Movement in issued, subscribed and paid up capital of the company is as follows:

2017 (Number of Shares)	2016		2017 (Rupees)	2016
50,000,000	50,000,000	Opening balance	500,000,000	500,000,000
50,000,000	-	Right shares issued during the year	500,000,000	-
<b>100,000,000</b>	<b>50,000,000</b>	Closing balance	<b>1,000,000,000</b>	<b>500,000,000</b>

17.3 During the year, the Company issued 50,000,000 ordinary shares at par (i.e. Rupees 10 per ordinary shares) through right issue of 1 ordinary share for each 1 share already held.

### 17.4 Shares held by related parties

Ghani Gases Limited (associated company) held 25,000,000 (2016: Nil) number of ordinary shares representing 25% (2016: Nil%) of the paid up capital of the Company as at June 30, 2017.

## 18 LOAN FROM SPONSORS

### Unsecured loan

This loan has been obtained from sponsors of the Company, which is unsecured and interest free. There is no fixed tenure or schedule for repayment of this loan. The repayment is at the option of the Company. During the year, the Company has repaid an aggregate amount of Rupees 140.8 million to sponsors in accordance with utilization of proceeds of right issue of shares.

		2017	2016
		(Rupees)	
<b>19</b>	<b>LONG TERM FINANCING</b>		
	<b>Diminishing Musharakah facility from:</b>		
	Advance against DM from banking company - secured	945,200	-
	Syndicate financing from banking companies - secured	522,074,608	596,656,695
	Islamic Financial Institution - secured	6,084,143	10,334,703
		<b>529,113,951</b>	<b>606,991,398</b>
	Current portion taken as current liability	<b>(153,404,730)</b>	<b>(78,822,846)</b>
		<b>375,709,221</b>	<b>528,168,552</b>
<b>19.1</b>	This represents advance received against diminishing musharakah facility having credit limit of Rupees 20 million (2016: Nil), availed from banking company for purchase of vehicles. The term of the agreement is 3 to 5 years. The balance is repayable in monthly / quarterly installments. It carries profit rate of 6 months KIBOR plus 1.75% per annum with a floor of 8% and cap of 18% (2016: Nil). It is secured against first exclusive hypothecation charge over DM assets to be registered with SECP.		
<b>19.2</b>	This facility was obtained to establish a tubing glass manufacturing plant having credit limit of Rupees 600 million (2016: Rupees 600 million), carrying profit at the rate of 3 month KIBOR plus 1.95% per annum (2016: 3 month KIBOR plus 1.95% per annum) repayable quarterly and is secured against first pari passu charge on all present and future fixed assets of the Company for Rupees 800 million and corporate guarantee of associated company with grace period for principal repayment of 24 months from the date of first drawdown. The term of the agreement is six (6) years including grace period.		
<b>19.3</b>	This represents diminishing musharakah facility having credit limit of 15.34 million (2016: Rupees 24 million) availed from Islamic financial institution for purchase of vehicles. The term of the agreement is 3 years. The balance is repayable in 36 installments. It carries profit rate of 6 months KIBOR plus 2.25% per annum (2016: 6 months KIBOR plus 2.25% per annum). It is secured against ownership of DM assets in favor of said financial institution.		
<b>20</b>	<b>TRADE AND OTHER PAYABLES</b>		
	Payable against supplies and services	92,402,938	78,626,879
	Advance from customers	4,379,092	58,590
	Bills payable	758,214	758,214
	Accrued liabilities	7,854,052	12,273,597
	Payable to Employees' Provident Fund	1,114,100	809,800
	Withholding income tax	316,161	947,938
		<b>106,824,557</b>	<b>93,477,018</b>
<b>20.1</b>	This includes amount of Rupees 25.20 million (2016: Rupees 25.20 million) payable to Ghari Engineering (Private) Limited (associated company).		
<b>21</b>	<b>ACCRUED PROFIT ON FINANCING</b>		
	Accrued profit on long term financing	5,056,147	4,171,927
	Accrued profit on short term borrowings	4,969,544	1,515,610
		<b>10,025,691</b>	<b>5,687,537</b>
<b>22</b>	<b>SHORT TERM BORROWINGS</b>		
	From banking companies - secured:		
		<b>384,231,460</b>	<b>84,451,513</b>
<b>22.1</b>	These finances are obtained under profit arrangements and are secured against first pari passu hypothecation charge / ranking charge on the present and future current assets, ranking charge on present and future fixed assets of the Company and personal guarantees of sponsor directors of the Company. These form part of total credit facilities of Rupees 525 million (2016: Rupees 200 million). The rates of profit ranging from relevant KIBOR plus 0.90% to 2% (2016: relevant KIBOR plus 1.75% to 2%).		



	Note	2017 (Rupees)	2018
<b>23 PROVISION FOR TAXATION</b>			
Opening balance		1,286,735	-
Charged during the year	32	3,300,082	1,286,735
		4,586,817	1,286,735
Adjusted against advance tax	15	(1,286,735)	-
Closing balance		3,300,082	1,286,735

**23.1** Assessment up to tax year 2018 is finalized (deemed assessment) and the available tax losses of the company are Rupees 478.75 million (2015: Rupees 8.95 million)

## 24 CONTINGENCIES AND COMMITMENTS

### 24.1 Contingencies

**24.1.1** Guarantees issued by bank in the ordinary course of business of 56.41 million (2016: Rupees 32.35 million) against gas connection in favor of Sui Northern Gas Pipelines Limited.

### 24.2 Commitments

**24.2.1** Commitments in respect of letter of credit for machinery, raw materials, stores & spares outstanding as at balance sheet date is of Rupees 105.70 million (2016: Rupees 143.49 million).

**24.2.2** Commitments for capital expenditure related to building amounted to Rupees 45 million (2016: Rupees 8 million).

	Note	2017 (Rupees)	2016
<b>25 SALES - NET</b>			
Gross sales - local sales		387,609,716	77,534,826
Sales tax		(57,601,538)	(11,511,896)
		330,008,178	66,022,932
<b>26 COST OF SALES</b>			
Raw material consumed	26.1	132,441,752	33,124,491
Freight inward		10,008,766	789,585
Fuel and power		112,085,242	16,636,683
Packing expense		20,409,532	4,841,930
Consumable stores		38,518,082	2,451,379
Salaries, wages and other benefits	26.2	71,818,089	12,951,233
Rent, rates and taxes		13,100,383	-
Repair and maintenance		3,004,778	723,585
Travelling and vehicle running expenses		4,325,570	159,164
Depreciation	5.1.2	92,536,302	21,607,968
Others		2,835,857	452,502
<b>Current manufacturing cost</b>		500,682,313	93,738,520
<b>Changes in work in process</b>			
Opening stock / transferred from trial run		4,885,740	6,896,403
Closing balance	9	(4,284,204)	(4,885,740)
		601,536	1,810,663
<b>Cost of goods manufactured</b>		501,283,848	95,548,183
<b>Changes in finished goods</b>			
Opening stock / transferred from trial run		112,222,035	79,241,846
Closing balance	9	(296,411,795)	(112,222,035)
		(184,189,760)	(32,980,369)
<b>Cost of sales</b>		317,104,088	62,568,794

			<b>2017</b>	<b>2016</b>
			<b>(Rupees)</b>	
<b>26.1</b>	<b>Raw material consumed</b>	<b>Note</b>		
	Opening balance / balance after trial run		23,211,265	33,475,662
	Purchased during the year		131,079,853	22,860,094
	Available for use		154,291,118	56,335,756
	Closing balance		<b>(21,849,366)</b>	<b>(23,211,265)</b>
			<b>132,441,752</b>	<b>33,124,491</b>
<b>26.2</b>	Salaries, wages and other benefits include amount of Rupees 1,765,453 (2016: Rupees 110,333) relating to Provident fund.			
<b>27</b>	<b>ADMINISTRATIVE EXPENSES</b>	<b>Note</b>	<b>2017</b>	<b>2016</b>
			<b>(Rupees)</b>	
	Salaries, wages and other benefits	27.1	25,922,762	5,227,101
	Communication		498,184	82,352
	Utilities		1,597,385	232,220
	Rent, rates and taxes		3,375,768	4,925,957
	Repair and maintenance		1,548,846	25,430
	Office expenses		3,174,570	1,021,451
	Travelling and vehicle running expenses		1,066,760	1,017,293
	Donation and charity	27.2	300,000	160,000
	Printing and stationery		1,091,288	723,300
	Fee and subscription		1,579,167	5,470,312
	Advertisement		319,184	433,025
	Depreciation	5.1.2	3,314,672	3,213,489
	Others		926,125	235,812
			<b>44,814,641</b>	<b>22,767,742</b>
<b>27.1</b>	Salaries, wages other benefits include amount of Rupees 1,586,480 (2016: Rupees 261,942) relating to Provident fund.			
<b>27.2</b>	The directors and their spouses have no interest in the donees.			
<b>28</b>	<b>SELLING AND DISTRIBUTION EXPENSES</b>	<b>Note</b>	<b>2017</b>	<b>2016</b>
			<b>(Rupees)</b>	
	Salaries, wages and other benefits	28.1	6,499,594	3,153,450
	Freight outward		2,039,000	247,150
	Communication		21,726	1,153
	Travelling and vehicle running expenses		2,546,707	742,790
	Rent, rates and taxes		5,367,123	933,677
	Business promotion		229,500	2,914,095
	Others		202,279	371,301
			<b>16,905,929</b>	<b>8,363,616</b>
<b>28.1</b>	Salaries, wages and other benefits include amount of Rupees 181,112 (2016: Rupees 24,606) relating to Provident fund.			
<b>29</b>	<b>OTHER OPERATING EXPENSES</b>	<b>Note</b>	<b>2017</b>	<b>2016</b>
			<b>(Rupees)</b>	
	Legal and professional		718,675	339,000
	<b>Auditors' remuneration</b>			
	Statutory audit		250,000	190,000
	Half yearly review and other certifications		30,000	30,000
			<b>280,000</b>	<b>220,000</b>
			<b>998,675</b>	<b>559,000</b>

		2017	2016
		(Rupees)	
<b>30</b>	<b>OTHER INCOME</b>		
	<b>Income from financial assets</b>		
	Profit on bank deposits	5,875,092	238,050
	<b>Income from other than financial assets</b>		
	Gain on disposal of operating fixed assets	11,237	-
		<b>5,886,329</b>	<b>238,050</b>
<b>31</b>	<b>FINANCE COST</b>		
	Long term financing	49,161,292	12,704,276
	Short term borrowings	16,231,822	3,967,414
	Bank charges and commission	4,305,297	879,709
		<b>68,698,411</b>	<b>17,541,399</b>

**31.1** This includes amount paid to Ghani Gases Limited (associated company) amounting to Rupees 2.6 million (2016: Rupees 2.6 million) on account of commission against corporate guarantee to secure syndicate financing facility.

		2017	2016
		(Rupees)	
<b>32</b>	<b>TAXATION</b>		
	<b>Current taxation</b>		
	Current year	3,300,082	1,286,735
	<b>Deferred taxation</b>		
	Prior year	-	4,409,434
		<b>3,300,082</b>	<b>5,696,169</b>

**32.1** Due to current year tax loss, current year tax is charged on the basis of minimum tax on turnover under section 113 or Alternate Corporate Tax (ACT) on accounting profit under section 113-C of Income Tax Ordinance 2001, whichever is higher. During the year company falls under minimum tax on turnover and provision for taxation is made accordingly. No other provision for current tax was required keeping in view of taxable business losses.

**32.2** Reconciliation of tax expense and product of accounting profit multiplied by the applicable tax rate is not meaningful due to application of minimum tax on turnover under section 113 of Income Tax Ordinance 2001 in current year and previous year.

**32.3** Deferred tax asset of Rupees 180.76 million (2016: Rupees 129.98 million) due to brought forward losses has not been recognized in the current financial statements, as in the opinion of the management there is no certainty regarding realization of the amount.

		2017	2016
			<i>Restated</i>
<b>33</b>	<b>EARNINGS PER SHARE - BASIC AND DILUTED</b>		
	Loss attributable to ordinary shareholders	(116,925,320)	(51,235,738)
	Weighted average number of ordinary shares outstanding during the year	91,069,706	59,758,551
	Earnings per share - basic and diluted	(1.27)	(0.86)

**33.1** No figure for diluted earnings per share has been presented as the Company has not issued any instruments carrying options which would have an impact on earnings per share when exercised.

	Note	2017 (Rupees)	2016
<b>34 CASH USED IN OPERATING ACTIVITIES</b>			
Loss before taxation		(112,625,238)	(45,539,569)
Adjustments to reconcile loss to net cash provided by operating activities			
Depreciation	5.1	95,850,974	24,821,457
Finance costs	31	68,698,411	17,541,399
Gain on disposal of operating fixed assets	30	(11,237)	-
<b>Cash flows from operating activities before working capital changes</b>		<b>51,912,910</b>	<b>(3,176,713)</b>
<b>Cash flows from working capital changes</b>			
<i>(Increase) / decrease in current assets:</i>			
Stores, spares and loose tools		7,236,745	(32,069,167)
Stock in trade		(182,226,325)	(128,199,124)
Trade debts		(40,678,958)	(35,455,350)
Loans and advances		(9,628,017)	6,624,565
Trade deposits and prepayments		(38,009,589)	3,448,510
Other receivables		(80,505)	51,696
Tax refunds due from government		(31,814,483)	(38,229,542)
<i>Increase / (decrease) in current liabilities:</i>			
Trade and other payables		13,347,539	(4,400,804)
<i>Increase/(decrease) in:</i>			
Long term deposits - receivable		(2,093,120)	(414,930)
Long term security deposit - Payable		31,943	368,057
<b>Net cash used in working capital changes</b>		<b>(283,914,770)</b>	<b>(226,276,089)</b>
<b>Cash used in operating activities</b>		<b>(232,001,860)</b>	<b>(229,452,802)</b>

### 35 CHIEF EXECUTIVE, DIRECTORS AND EXECUTIVES' REMUNERATION

The aggregate amount charged to profit and loss in respect of chief executive, directors and executives on account of managerial remuneration, allowances and perquisites, post employment benefits and the number of such chief executive directors, and executives is as follows.

	2017 (Rupees)	2016	2017 (Rupees)	2016
	Chief Executive		Executives	
Managerial remuneration	9,483,635	-	9,239,537	5,514,558
Allowances and perquisites	948,365	-	1,455,535	342,614
Post employment benefits	868,986	-	790,237	262,438
	<b>11,300,986</b>	<b>-</b>	<b>11,485,309</b>	<b>6,119,608</b>
	<b>1</b>	<b>1</b>	<b>6</b>	<b>5</b>

35.1 The directors and certain executives are provided with free use of the Company maintained cars in accordance with their entitlement.

35.2 No meeting fee was paid to directors for attending Board meetings during the year (2016: Nil).

### 36 TRANSACTIONS WITH RELATED PARTIES

Related parties comprise of subsidiary and associated companies, directors of the Company, companies in which directors also hold directorship, related companies, key management personnel and staff retirement benefit funds.

Transactions with related parties other than those disclosed elsewhere are as follows:

Name of related party	Nature of Transaction	2017 (Rupees)	2016
<b>Associated companies / undertaking</b>			
Associates	Services	12,000,000	14,300,000
Associates	Guarantee Commission	2,600,000	2,600,000
Associates	Purchases	31,359,135	32,835,711
<b>Key management personnel</b>			
Sponsors	Loan received / (repaid)	(140,800,000)	440,360,638
Sponsors	Right issue subscribed	250,511,000	-
<b>Others</b>			
Provident fund trust	Contribution	6,898,944	2,926,652

36.1 All transactions with related parties were carried out at an arms length.

### 37 PROVIDENT FUND RELATED DISCLOSURES

The following information is based on un-audited financial statements of Ghanl Global Glass Employees' Provident Fund as at June 30, 2017 (2016: audited June 30, 2016).

37.1 Information of Provident Fund	2017 (Rupees)	2016
Size of the fund (total assets)	18,303,229	11,783,390
Cost of Investments made	12,777,753	4,092,951
Fair value of Investments made	12,758,803	4,229,867

	2017 (%)		2016	
Percentage of investments made	70		35	

37.2 Breakup of cost of investments	2017 (%)	2016	2017 (Rupees)	2016
Investment and deposit certificates	23	30	3,000,000	1,000,000
Investment in savings account in banks	77	70	9,777,753	3,092,951
	100	100	12,777,753	4,092,951

37.3 Investments out of provident fund trust have been made in accordance with the provisions of section 227 of Companies Ordinance, 1984 and the rules formulated for the purpose.

### 38 RECOGNIZED FAIR VALUE MEASUREMENTS - FINANCIAL INSTRUMENTS

#### 38.1 Fair value hierarchy

Judgements and estimates are made in determining the fair values of the financial instruments that are recognized and measured at fair value in these financial statements. To provide an indication about the reliability of the inputs used in determining fair value, the Company has classified its financial instruments into the following three levels. An explanation of each level follows underneath the table.

June 30, 2017			
Level 1	Level 2	Level 3	Total
(Rupees)			
<b>Recurring fair value measurements</b>			
<b>Financial assets</b>			
Financial assets at fair value through profit and loss account			
Nil	Nil	Nil	Nil
June 30, 2016			
Level 1	Level 2	Level 3	Total
(Rupees)			
Nil	Nil	Nil	Nil

The Company's policy is to recognize transfers into and transfers out of fair value hierarchy levels as at the end of the reporting period.

**Level 1:** The fair value of financial instruments traded in active markets (such as publicly traded derivatives, and trading and available-for-sale securities) is based on quoted market prices at the end of the reporting period. The quoted market price used for financial assets held by the Company is the current bid price. These instruments are included in level 1.

**Level 2:** The fair value of financial instruments that are not traded in an active market (for example, over-the-counter derivatives) is determined using valuation techniques which maximize the use of observable market data and rely as little as possible on entity - specific estimates. If all significant inputs required to fair value an instrument are observable, the instrument is included in level 2.

**Level 3:** If one or more of the significant inputs is not based on observable market data, the instrument is included in level 3. This is the case for unlisted equity securities.

As at reporting date, the Company has no item to report in these levels.

### 39 INFORMATION FOR ALL SHARES ISLAMIC INDEX SCREENING

#### 39.1 Information

Description	Note	2017	
		Carried under	
		Non - Sharia arrangements	Sharia arrangements
(Rupees)			
<b>(i) Assets</b>			
<b>Loans and advances</b>			
Loan to employees - non profit bearing	11	-	625,334
<b>Deposits</b>			
Deposits	7 & 12	-	9,488,692
<b>Bank balances</b>			
Bank balances	16	-	67,312,847
<b>(ii) Liabilities</b>			
<b>Loans and deposits</b>			
Long term financing	19	-	529,113,951
Long term deposits		-	480,080
Short term borrowings	22		364,231,460
<b>(iii) Other income</b>			
Income from financial assets	30	-	5,875,082
Income from other than financial assets	30	-	11,237

Description	Note	2016	
		Non - Sharia arrangements	Sharia arrangements
		Carried under	
		(Rupees)	
<b>(i) Assets</b>			
Loans and advances			
Loan to employees - non profit bearing	11	-	99,306
Deposits			
Deposits	7 & 12	-	4,965,132
Bank balances			
Bank balances	16	-	34,121,962
<b>(ii) Liabilities</b>			
Loans and deposits			
Long term financing	19	-	606,981,398
Long term deposits		-	368,057
Short term borrowings	22	-	84,451,613
<b>(iii) Other income</b>			
Income from financial assets	30	-	238,050
Income from other than financial assets		-	-
		2017	
		Carried under	
		Non - Sharia arrangements	Sharia arrangements
		(Rupees)	
39.2	Sources of other income		
	Profit on bank deposits	-	5,875,092
	Gain on disposal of operating fixed assets	-	11,237
39.3	The revenue of the Company is from sale of glass tubes, glass-ware, vials and ampules.		
39.4	Relationship with banks		
	The Company has Islamic window operations with all the banks and financial institutions.		
40	<b>FINANCIAL RISK MANAGEMENT</b>		
40.1	<b>Financial risk factors</b>		
	The Company's activities expose it to a variety of financial risks: market risk (including currency risk, other price risk and interest rate risk), credit risk and liquidity risk. The Company's overall risk management program focuses on the unpredictability of financial markets and seeks to minimize potential adverse effects on the financial performance.		
	Risk management is carried out by the Board of Directors (the Board) and Chief Financial Officer (CFO). The Board provides principles for overall risk management, as well as policies covering specific areas such as currency risk, equity price risk, interest rate risk, credit risk and liquidity risk.		
(e)	<b>Market risk</b>		
	<b>(i) Currency risk</b>		
	Currency risk is the risk that the fair value or future cash flows of a financial instrument will fluctuate because of changes in foreign exchange rates. Currency risk arises mainly from future commercial transactions or receivables and payables that exist due to transactions in foreign currencies.		
	The Company is exposed to currency risk arising from various currency exposures, primarily with respect to the EURO and United States Dollar (USD). As on reporting date, the Company's foreign exchange risk exposure is restricted to the loans and advances and amounts payable to foreign entities. The Company's exposure to currency risk was as follows:		
	Following is the gross balance sheet exposure classified into separate foreign currencies:		

	2017		2016	
	(USD)		(EURO)	
Loans and advances	364	-	-	-
Trade and other payables	-	(130,000)	(360,626)	(45,614)
Gross balance sheet exposure	364	(130,000)	(360,626)	(45,614)

The following significant exchange rates were applied during the year:

	Average rate		Spot rate	
	2017	2016	2017	2016
PKR per				
EURO	114.22	115.73	119.63	116.80
USD	104.81	104.35	104.85	104.83

#### Sensitivity analysis

If the functional currency, at reporting date, had weakened / strengthened by 5% against the USD with all other variables held constant, there will be no impact on loss after taxation for the year (2016: Nil), mainly as a result of exchange losses / gains on translation of foreign exchange denominated financial instruments. Currency risk sensitivity to foreign exchange movements has been calculated on a symmetric basis. The sensitivity analysis is unrepresentative of inherent currency risk as the year end exposure does not reflect the exposure during the year.

#### (ii) Profit rate risk

The Company has no significant long-term profit-bearing assets. The Company's profit rate risk arises from long term liabilities. Borrowings obtained at variable rates expose the Company to cash flow profit rate risk. Borrowings obtained at fixed rate expose the Company to fair value profit rate risk.

At the balance sheet date the profit rate profile of the Company's profit bearing financial instruments was:

	2017	2016
	(Rupees)	
<b>Floating rate instruments</b>		
<b>Financial assets</b>		
Cash at bank - deposit accounts	61,821,710	29,706,904
<b>Financial liabilities</b>		
Long term financing	529,113,951	606,991,398
Short term borrowings	364,231,460	84,451,513

#### Fair value sensitivity analysis for fixed rate instruments

The Company does not account for any fixed rate financial assets and liabilities at fair value through profit or loss. Therefore, a change in profit rate at the balance sheet date would not affect profit or loss of the Company.

#### Cash flow sensitivity analysis for variable rate instruments

The following analysis demonstrates the sensitivity to a reasonably possible change in profit rates, with all other variables held constant, of the company's profit before tax. This analysis is prepared assuming the amounts of floating rate instruments outstanding at balance sheet dates were outstanding for the whole year.

		Changes in	Effects on Profit
		Interest Rate	Before Tax
		(%)	(Rupees)
Bank balances - deposit accounts	2017	+1.50	928,826
		-1.50	(928,826)
	2016	+1.50	445,604
		-1.50	(445,604)



Long term financing	2017	+2.00	10,582,279
		-2.00	(10,582,279)
	2016	+2.00	12,139,828
		-2.00	(12,139,828)
Short term borrowings	2017	+2.00	7,284,629
		-2.00	(7,284,629)
	2016	+2.00	1,689,032
		-2.00	(1,689,032)

**(iii) Other price risk**

Price risk represents the risk that the fair value or future cash flows of a financial instrument will fluctuate because of changes in market prices (other than those arising from interest rate risk or currency risk), whether those changes are caused by factors specific to the individual financial instrument or its issuer, or factors affecting all similar financial instruments traded in the market.

The Company does not have financial assets and liabilities whose fair value or future cash flows will fluctuate because of changes in market prices.

**(b) Credit risk**

Credit risk is the risk of financial loss to the Company if a customer or counterparty to a financial instrument fails to meet its contractual obligations. To manage credit risk the Company maintains procedures covering the application for credit approvals, granting and renewal of counterparty limits and monitoring of exposures against these limits. As part of these processes the financial viability of all counterparties is regularly monitored and assessed.

The Company is exposed to credit risk from its operating activities primarily for sundry receivables and other financial assets.

The Company's credit risk exposures are categorized under the following headings:

**Counterparties**

The Company conducts transactions with the following major types of counterparties:

**Trade debts**

Trade debts shall be essentially due from local customers against sale of glass products. Sales to the Company's customers shall be made on specific terms. Customer credit risk shall be managed by each business unit subject to the Company's established policy, procedures and controls relating to customer credit risk management. Credit limits are being established for all customers based on internal rating criteria. Credit quality of the customer is also being assessed based on an extensive credit rating. Outstanding customer receivables shall be regularly monitored.

**Exposure to credit risk**

The carrying amount of financial assets represents the maximum credit exposure. The maximum exposure to credit risk at the reporting date was:

	Note	2017 (Rupees)	2016
Long term deposits	7	8,767,650	4,674,530
Trade debts	10	78,134,308	35,455,350
Loans to employees	11	825,334	99,306
Trade deposits	12	2,640,942	290,602
Other receivables	13	103,489	22,984
Bank balances	16	67,312,847	34,121,962
		<b>153,584,570</b>	<b>74,664,734</b>

**Provision for trade debts**

Based on age analysis, relationship with customers and past experience no provision for doubtful debts is required for the year ended June 30, 2017 and does not expect any party to fail to meet their obligation.

### Cash at banks

The credit quality of financial assets that are neither past due nor impaired can be assessed by reference to external credit ratings (if available) or to historical information about counter party default rate. The table below shows the bank balances held with some major counter parties at the balance sheet date:

Banks	Agency	Short term	Long term	2017 (Rupees)	2016
MCB Islamic Bank Limited	PACRA	A1	A	36,266	13,117
United Bank Limited	JCR-VIS	A-1+	AAA	4,297,060	9,434
Habib Metropolitan Bank Limited	PACRA	A1+	AA+	594,605	13,296
BankIslami Pakistan Limited	PACRA	A+	A1	220	119
Meezan Bank Limited	JCR-VIS	A-1+	AA	3,528,986	5,375,843
Al-Baraka Bank (Pakistan) Limited	PACRA	A1	A	21,710,898	4,330,506
The Bank of Khyber	PACRA	A1	A	43,517	3,200
Bank Al Habib Limited	PACRA	A1+	AA+	1,450,992	277
Summit Bank Limited	JCR-VIS	A-1	A-	133,471	143,185
Askari Bank Limited	PACRA	A1+	AA+	8,340,146	3,979,714
National Bank of Pakistan	PACRA	A1+	AAA	329,419	153,171
Bank Alfalah Limited	PACRA	A1+	AA+	1,031,508	20,100,100
Standard Chartered Bank (Pakistan) Limited	PACRA	A1+	AAA	36,856	-
Allied Bank Limited	PACRA	A1+	AA+	760,156	-
The Bank of Punjab	PACRA	A1+	AA	25,017,727	-
				<b>67,312,847</b>	<b>34,121,962</b>

Due to the Company's long standing business relationships with these counter parties and after giving due consideration to their strong financial standing, management does not expect non-performance by these counter parties on their obligations to the Company. Accordingly the credit risk is minimal.

### (c) Liquidity risk

Liquidity risk is the risk that an entity will encounter difficulty in meeting obligations associated with financial liabilities.

The Company's approach to managing liquidity is to ensure, as far as possible, that it will always have sufficient liquidity to meet its liabilities when due, under both normal and stressed conditions, without incurring unacceptable losses or risking damage to the Company's reputation. Management believes the liquidity risk to be low.

The table below analyses the Company's financial liabilities into relevant maturity grouping based on the remaining period at the balance sheet to the contractual maturity date. The amounts disclosed in the table are the contractual undiscounted cash flows.

	Carrying Amount	Contractual cash flows	Less than 1 year	Between 1 and 5 years
	(Rupees)			
<b>2017</b>				
Long term financing	529,113,951	529,113,951	153,404,730	375,709,221
Long term security deposits payable	400,000	400,000	-	400,000
Trade and other payables	106,824,557	106,824,557	106,824,557	-
Accrued profit on financing	10,025,691	10,025,691	10,025,691	-
Short term borrowings	364,231,460	364,231,460	364,231,460	-
	<b>1,010,595,659</b>	<b>1,010,595,659</b>	<b>634,486,438</b>	<b>376,109,221</b>

	Carrying Amount	Contractual cash flows	Less than 1 year	Between 1 and 5 years
	(Rupees)			
<b>2016</b>				
Long term financing	606,991,398	606,991,398	78,822,646	528,168,752
Long term security deposits payable	368,057	368,057	-	368,057
Trade and other payables	93,477,018	93,477,018	93,477,018	-
Accrued profit on financing	5,687,537	5,687,537	5,687,537	-
Short term borrowings	84,451,613	84,451,613	84,451,613	-
	<b>790,975,623</b>	<b>790,975,623</b>	<b>262,438,814</b>	<b>528,536,809</b>

The contractual cash flows relating to the above financial liabilities have been determined on the basis of profit rates effective as at balance sheet dates. The rates of profit have been disclosed in respective notes to the financial statements.

#### 40.2 Fair values of financial assets and liabilities

The carrying values of all financial assets and liabilities reflected in financial statements approximate their fair values. Fair value is determined on the basis of objective evidence at each reporting date.

#### 40.3 Financial instruments by categories

##### Assets as per balance sheet

	2017	2016
	(Rupees)	
Long term deposits	6,767,650	4,674,530
Trade debts	76,134,308	35,455,350
Loans and advances	19,261,217	9,633,200
Trade deposits	2,640,942	290,602
Other receivables	103,489	22,984
Cash and bank balances	68,123,956	34,915,385
	<b>173,031,562</b>	<b>84,982,051</b>

##### Financial liabilities at amortized cost

##### Liabilities as per balance sheet

Long term financing	529,113,951	606,991,398
Long term security deposits payable	400,000	368,057
Trade and other payables	106,824,557	93,477,018
Accrued profit on financings	10,025,691	5,687,537
Short term borrowings	364,231,480	84,451,613
	<b>1,010,595,659</b>	<b>790,975,623</b>

#### 40.4 Capital risk management

The Company's objectives when managing capital are to safeguard the Company's ability to continue as a going concern in order to provide return for shareholders and benefits for other stakeholders and to maintain healthier capital ratios in order to support its business and maximize shareholders value. The Company manages its capital structure and makes adjustments to it, in the light of changes in economic conditions. To maintain or adjust the capital structure, the Company may adjust dividend payments to the shareholders, return on capital to shareholders or issue new shares.

No changes were made in the objectives, policies or processes from the previous year. The Company monitors capital using gearing ratio, which is debt divided by equity plus net debt. Debt represents long term financing obtained by the Company as referred to in notes 19 and 22. Total capital employed includes "total equity" as shown in the balance sheet plus debt. The Company's strategy, which was unchanged from last year, was to maintain optimal capital structure in order to minimize cost of capital.

The gearing ratio as at year ended June 30, 2017 and June 30, 2016 is as follows:

	Note	2017	2016
		(Rupees)	
Debt	19 & 22	529,113,951	606,991,398
Equity		1,168,286,964	924,982,284
Total capital employed		<b>1,697,380,915</b>	<b>1,531,983,682</b>
Gearing ratio		<b>31%</b>	<b>40%</b>

**41 SEGMENT INFORMATION**

The financial statements have been prepared on single reportable segment basis. All non current assets of the Company are presently located in Pakistan.

**42 NUMBER OF EMPLOYEES**

Total number of employees at year end

Average number of employees during the year

2017	2016
188	121
157	50

**43 PLANT CAPACITY AND ANNUAL PRODUCTION**

The production capacity and the actual packed production achieved during the year are as follows:

	Capacity of production		Actual packed production	
	2017	2016	2017	2016
	M. Tons		M. Tons	
Neutral glass tubing clear and amber	7,300	1,820	4,086	851

43.1 The efficiency of 56% (2016: 47%) in neutral glass tubing is under utilized primarily due to normal repair and maintenance and shifting of production line.

**44 DATE OF AUTHORIZATION**

44.1 These financial statements have been authorized for issue by Board of Directors of the Company on October 02, 2017.

**45 GENERAL**

45.1 Corresponding figures have been re-arranged / re-classified wherever necessary to facilitate comparison. However, no significant reclassification has been made during the year.

45.2 Corresponding figures are not comparable because the Company has started its operations during last three months of the corresponding year.

45.3 Figures have been rounded off to the nearest rupees, unless otherwise stated.

  
**MASROOR AHMAD KHAN**  
(CHIEF EXECUTIVE OFFICER)

  
**ASIM MAHMUD**  
(CHIEF FINANCIAL OFFICER)

  
**HAFIZ FAROOQ AHMAD**  
(DIRECTOR)

- اندرونی کنٹرول کا نظام بہترین ڈیزائن میں ہے اور اسے موثر طریقے سے لاگو کیا گیا ہے اور نگرانی کی گئی ہے۔  
 - کمپنی جانے کی توثیق کے طور پر جاری رکھنے کی صلاحیت پر کوئی شک نہیں ہے۔  
 - جیسا کہ لسٹنگ کے قوانین میں تفصیل ہے کہ کارپوریٹ گورننس کے بہترین طریقوں سے کوئی مادی روائگی نہیں ہے۔  
 - منتقلی کی قیمتوں کا تعین کرنے کے بہترین طریقوں سے کوئی روائگی نہیں ہے۔  
 - ٹیکس اور لیوی کے بارے میں معلومات اکاؤنٹس کے نوٹس میں دیے گئے ہیں۔  
 - اسٹاف ریٹائرمنٹ فوائد کے سلسلے میں سرمایہ کاری اور بینک بیلنس کی قیمت  
 پر ایڈیٹڈ فنڈ 12.758 ملین روپے (2016 میں 4.229 ملین روپے)۔

کارپوریٹ گورننس کے مطابق بیٹرن آف شیئر ہولڈنگ  
 30 جون 2017 میں بشمول حصص داروں کی بعض قسم کے حصص کے بیٹرن کا ایک بیان جسکی رپورٹنگ فریم ورک کے تحت انکشاف ضروری  
 ہے کا ضمیر شیت ہولڈرز کی معلومات میں شامل ہے۔


بیلنس شیٹ کے بعد کے واقعات:


کمپنی کے مالی سال کے اختتام اور رپورٹ کی تاریخ کے درمیان کمپنی کی مالی پوزیشن کو متاثر کرنے والی کوئی مادی تبدیلی یا وعدہ نہیں ہوا ہے  
 سوائے اسکے کہ ستمبر 2017 میں وائلز اور ایچو لٹریٹا نے کاؤسیسی منصوبہ مکمل کیا گیا جس کا اعلان جون 2016 میں کیا گیا تھا۔

اعتراف:

ڈائریکٹرز اپنے معزز کسٹمرز جنہوں نے کمپنی پر اعتماد کیا ان کی تہ دل سے قدر کرتی ہے۔ ہم اپنے ملازمین کی پیشہ ورانہ فرائض کی ادائیگی پر تہ  
 دل سے قدر کرتے ہیں اور بیکنگز اور گورنمنٹ ایجنسیز کے تعاون پر مشکور ہیں جن کی وجہ سے کمپنی اچھے رزلٹ دینے میں کامیاب ہوئی۔  
 ہم اپنے شیئر ہولڈرز کا شکریہ ادا کرتے ہیں جنہوں نے کمپنی کی منیجمنٹ پر اعتماد کیا، اسی طرح ہم ایس ای سی پی، سٹاک ایکچینج، اور گورنمنٹ  
 کے تمام کارکنان کا بھی شکریہ ادا کرتے ہیں، ہم اللہ تعالیٰ کا شکر ادا کرتے ہوئے اللہ تعالیٰ اور اسکے نبی حضرت محمد ﷺ سے رہنمائی چاہتے  
 ہیں۔

بورڈ کی طرف سے

  
 حافظ قاری احمد  
 (ڈائریکٹر)

  
 سرور احمد خان  
 (چیف ایگزیکٹو آفیسر)  
 لاہور  
 2 اکتوبر 2017

گے۔ کمپنیز ایکٹ 2017 کی دفعہ 159 کے تحت ڈائریکٹرز کا انتخاب 28 جون 2017 کو ہونے والے سالانہ اجلاس عام میں منعقد ہو رہا ہے۔ موجودہ بورڈ نے آئندہ تین سال کیلئے آٹھ ڈائریکٹرز فکس کئے ہیں۔ الیکشن آف ڈائریکٹرز کا ایجنڈہ سالانہ اجلاس عام کے نوٹس میں شامل ہے۔

چیف ایگزیکٹو آفیسر اور ایگزیکٹو ڈائریکٹر کا معاوضہ:

بورڈ آف ڈائریکٹرز نے سی ای او اور ایگزیکٹو ڈائریکٹر کا مندرجہ ذیل معاوضہ مقرر کیا ہے۔

نام	عہدہ	معاوضہ	موثر تاریخ
مسرور احمد خان	چیف ایگزیکٹو آفیسر	ماہانہ 950,000 روپے	01-11-2016
فرزند علی	ڈائریکٹر اکیپنی سیکرٹری	کوئی نہیں	—

ماہانہ معاوضے کے علاوہ سی ای او ملازمین کے پروویڈنٹ فنڈ سکیم کا ممبر، کمپنی کے خرچ پر دو عدد کاریں، بونس جب کمپنی اعلان کرے گا اہل ہوگا۔ اسکے علاوہ CEO تمام مراعات کا اہل ہوگا جو باقی کمپنی کے ملازمین کو دی جا رہی ہیں۔

ایسوسی ایٹ کمپنی میں سرمایہ کاری:

31 اکتوبر 2016 کی میٹنگ میں ضمیر ہولڈرز نے غنی کیسز لمیٹڈ (GGL) ایک ایسوسی ایٹ کمپنی میں 200 ملین روپے کی سرمایہ کاری بطور لون اور ایڈوانس کی شکل میں منظور کی تھی۔ 30 جون 2017 کے اختتامی سال تک GGL نے نہ تو مکمل اور نہ ہی جزوی طور پر اس منظور شدہ سرمایہ کاری کو استعمال کیا۔

کارپوریٹ اور مالیاتی فریم ورک:

کارپوریٹ گورننس کے کوڈ کی تعمیل میں ہم کارپوریٹ اور مالیاتی رپورٹنگ کے فریم ورک کا بیان کرتے ہیں: مینجمنٹ نے فائینیشل سٹیٹمنٹس اور ان کے ساتھ نوٹس کو منسوخ شدہ کمپنیز آرڈیننس، 1984 کے مطابق بتایا ہے کہ سٹیٹمنٹس کمپنی کے امور آپریشن، کیش فلو اور ایکویٹی میں تبدیلی کے عین مطابق ہیں۔

کمپنی کی طرف سے اکاؤنٹ کی مناسب کتابوں کو برقرار رکھا گیا ہے۔

کمپنی نے اکاؤنٹس کی کتابیں مناسب طریقے سے تیاری ہیں پالیسیوں کو مسلسل مالی بیانات کی تیاری میں لاگو کیا گیا ہے اور اکاؤنٹنگ کا تخمینہ مناسب اور پرکشش فیصلے پر مبنی ہے۔

بین الاقوامی اکاؤنٹنگ معیار، جیسا کہ پاکستان میں قابل اطلاق ہے، مالی بیانات کی تیاری میں اور وہاں سے روانگی کے بعد مناسب

طور پر انکشاف کیا گیا ہے۔

میں شامل ہونے کی ترغیب دیتا ہے۔ کمپنی اس بات کی حتمی الامکان کوشش کرتی ہے کہ کسٹمرز کی کاروباری سرگرمیاں ماحول دوست ہوں اور ان سے سوسائٹی کو نقصان نہ پہنچے۔ کمپنی نے سال 2017 کے لئے ایک ملازم کو قرضہ اعزازی کے ذریعے اپنے خرچہ کرایا۔ غنی گلوبل گلاس کوشش کرتی ہے کہ وہ ایک بھروسہ مند کارپوریٹ سستی کے طور پر جانی جائے اور ماحولیات اور جنرل سوسائٹی میں اپنی ذمہ داریاں نبھائے۔

بورڈ آف ڈائریکٹرز:

کمپنی کے بورڈ آف ڈائریکٹرز جو تعداد میں سات ہیں اپنی آزاد ذمہ داریوں اور کمپنی کو شفاف طریقوں سے نگران کے طور پر اس طرح کے فیصلے کرے کہ اسکی پائیدار ترقی میں اضافہ ہو۔  
موجودہ بورڈ کی ساخت اس طرح سے ہے۔

نمبر شمار	قسم	ڈائریکٹرز کی تعداد
1	آزاد ڈائریکٹر	01
2	نان ایگزیکٹو ڈائریکٹرز	04
3	ایگزیکٹو ڈائریکٹرز	02
ٹوٹل		07

بورڈ آف ڈائریکٹرز کا چیرمین نان ایگزیکٹو ڈائریکٹرز میں سے ہے۔ میٹنگ سے سات روز قبل بورڈ میٹنگ کا نوٹس جمع ورکنگ پیمبرز ار سال کے لئے۔ اختتامی سال 30 جون 2017 کے دوران کل سات بورڈ میٹنگ منعقد ہوئیں۔  
اختتامی سال 30 جون 2017 کے دوران کمپنی کے ڈائریکٹرز کے نام اور انکی حاضری مندرجہ ذیل ہے۔

نمبر شمار	ڈائریکٹر کا نام	میٹنگز میں حاضری
1	مسرور احمد خان	6
2	عتیق احمد خان	6
3	حافظ فاروق احمد	6
4	مہیاں زاہد سعید	7
5	رابیعہ عتیق	7
6	سائرہ فاروق	7
7	فرزندی علی	7

ڈائریکٹرز جو کچھ میٹنگز میں غیر حاضر رہے انکو چھٹی گرانٹ کی گئی۔ موجودہ بورڈ آف ڈائریکٹرز 31 اکتوبر 2017 کو اپنی مدت پوری کر لیں

آف ریفرنس ہے۔ جو بورڈ آف ڈائریکٹرز نے رول بک کی ہدایات کے مطابق تشکیل دیا ہے۔ اختتامی سال 30 جون 2017 میں آڈٹ کمیٹی کے پانچ اجلاس ہوئے۔ آڈٹ کمیٹی کے ممبران کے نام اور ان کی حاضری مندرجہ ذیل ہے۔

نمبر شمار	ڈائریکٹر کا نام	عہدہ	حاضری
1	میاں زاہد سعید	چیرمین	5
2	عتیق احمد خان	ممبر	2 میں سے 1
3	حافظ فاروق احمد	ممبر	4
4	سائرہ فاروق	ممبر	5
5	فرزندی	سابقہ ممبر	3 میں سے 3

ہیومن ریسورس اور معاوضہ کی کمیٹی (HR&R):

بورڈ نے ایک ہیومن ریسورس اور معاوضہ کی کمیٹی قائم کی ہے۔ جن کے ممبران کی تعداد چار ہے جن میں ایک آزاد اور تین نان ایگزیکٹو ڈائریکٹر ہیں۔ HR&R کمیٹی کا اپنا فرمز آف ریفرنس ہے جو بورڈ نے رول بک کی ہدایات کے مطابق تشکیل دیا ہے۔ اختتامی سال 30 جون 2017 میں HR&R کمیٹی کے ممبران کے نام اور ان کی حاضری مندرجہ ذیل ہے۔

نمبر شمار	ڈائریکٹر کا نام	عہدہ	حاضری
1	میاں زاہد سعید	چیرمین	3
2	عتیق احمد خان	ممبر	3
3	حافظ فاروق احمد	ممبر	3
4	رابیعہ عتیق	ممبر	3

اسٹیک ہولڈرز سے تعلقات:

غنی گلوبل گلاس کسٹمز، سپلائرز، بینکرز، ملازمین، سٹاک ایکسچینج، ایس ای سی پی اور دوسرے بزنس پارٹنرز سے باہمی تعلقات رکھنے میں پرعزم ہے۔ الحمد للہ اس عرصے کے دوران تمام اسٹیک ہولڈرز سے تعلقات خوشگوار رہے۔

کارپوریٹ شوٹل ذمہ داری:

ایک کارپوریٹ سٹیزن ہونے کے ناطے غنی گلوبل گلاس پائیدار بزنس طریقوں اور ان کی ذمہ داریوں سے بہرہ مند ہونے کے لئے پرعزم ہے۔ ہم یقین رکھتے ہیں کہ شفاف اور اخلاقی طرز بزنس سے نہ صرف تمام اسٹیک ہولڈرز میں ویلیو یوٹھاکی جاسکتی ہے بلکہ اس سے کمپنی کی بہبود میں اضافے میں مدد ملتی ہے۔ آپ کی کمپنی نے کارپوریٹ شوٹل ذمہ داریوں کا تعین کر کے ان کی ہدایات متعین کر دی ہیں۔ کسٹمز ریلیشن مینجمنٹ ایک اخلاقی پریکٹس کے طور پر اپنایا گیا ہے۔ غنی گلوبل گلاس ایک صاف ستھرے ماحول کو سپورٹ کرتا ہے اور اپنے کسٹمز کو اس مقصد



قومی خزانے میں حصہ :

سال 2017 کے دوران غنی گلوبل گلاس نے 201 ملین روپے (2006 میں 103 ملین روپے) بطور ٹیکس ڈیوٹیاں اور لگان کی صورت میں مرکزی اور صوبائی حکومتوں اور لوکل اتھارٹیز کو ادا کئے۔

کمپنی کے قانونی آڈیٹرز :

موجودہ آڈیٹرز میسرز رضوان اینڈ کمپنی چارٹرڈ اکاؤنٹنٹس 28 اکتوبر 2017 کو ہونے والی سالانہ اجلاس کے بعد ریٹائر ہو جائینگے۔ آڈٹ کمیٹی کے مشورہ کے مطابق بورڈ آف ڈائریکٹرز نے موجودہ آڈیٹرز کو 30 جون 2018 کے اختتامی سال کے لئے بطور کمپنی کے آڈیٹرز دوبارہ تعیناتی کی سفارش کی ہے۔

فوائد برائے سٹاف ریٹائرمنٹ :

غنی گلوبل گلاس اپنے ملازمین کے لئے فنڈ ڈکنٹریبیوٹری پروویڈنٹ فنڈ سکیم چلا رہا ہے اور ملازمین ماہانہ تنخواہوں کی بنیاد پر اس میں فنڈ جمع کراتے ہیں۔

شیرس کی قیمتوں کا رجحان :

آپ کی کمپنی کے 10 روپے والے شیرس کی قیمت فروری 2017 میں ایک موقع پر 30.48 روپے تک بڑھی، اور جولائی 2016 میں اس کی قیمت 13.70 روپے تک کم ہو گئی اور 30 جون 2017 کو یہ شمیر 19.99 روپے پر بند ہوا۔

کوڈ آف کارپوریٹ گورنس کی تفصیل :

غنی گلوبل گلاس نے پاکستان سٹاک ایکسچینج کی رول بک کو مد نظر رکھتے ہوئے اختتامی سال 30 جون 2017 سے متعلقہ کوڈ آف کارپوریٹ گورنس کی ضرورت کو اپنا کران پر عمل کیا ہے۔ بیان بابت کوڈ آف کارپوریٹ گورنس کی بہترین طریقوں سے تعمیل اس رپورٹ میں شامل ہے۔

ضابطہ اخلاق :

غنی گلوبل گلاس کے بورڈ نے علیحدہ سے اپنے بورڈ آف ڈائریکٹرز اور ملازمین کے لئے ضابطہ اخلاق اپنایا ہے۔ تمام متعلقہ لوگوں کو اس بابت اطلاع دے دی گئی ہے کہ اس ضابطے کے رولز جو کسٹمرز، سپلائرز اور قواعد و ضوابط سے متعلق ہیں ان کو پڑھ کر اس پر عمل کریں۔

آڈٹ کمیٹی :

بورڈ نے ایک آڈٹ کمیٹی قائم کی ہے۔ اسکے چار ممبر ہیں جن میں سے ایک آزاد اور تین نان ایگزیکٹو ڈائریکٹرز ہیں۔ آڈٹ کمیٹی کا اپنا ٹرم

کو اپنایا ہے۔ اسکی سرٹیفیکیشن دنیا کے جانے ہوئے "UKAS" سے حاصل کی گئی ہے۔ یہ سرٹیفیکیشن ایجنسی اسکا سالانہ آڈٹ بھی کرتی ہے۔ پروڈکٹس کی 100 فیصد انسپیکشن کی جاتی ہے اور غنی گلوبل گلاس اس بات کو یقینی بناتا ہے کہ حفاظتی اقدامات کو مقدم رکھتے ہوئے شفافیت کا حامل گلاس بنے۔

ماحول اور کوالٹی کا سسٹم :

غنی گلوبل گلاس ماحولیاتی طور پر زندہ ہے اور اس بات کو یقینی بناتا ہے۔ کہ ہوا، پانی اور زمین میں آلودگی نہ جائے۔ کمپنی نے اپنی سائٹ پر باغات اور پودے لگائے ہیں تاکہ ملازمین زائرین اور کسٹمر کو بھلا لگے اور ماحولیاتی کشش محسوس ہو۔ آپکی کمپنی نے دنیا کی بہترین ماحولیاتی منیجمنٹ سسٹم ISO-14001:2006 کو اپنایا ہے اس کی سرٹیفیکیشن دنیا کے جانے ہوئے "UKAS" سے حاصل کی گئی ہے یہ سرٹیفیکیشن ایجنسی اس کا سالانہ آڈٹ بھی کرتی ہے اس کے علاوہ پلانٹ پر تمام سرگرمیاں ماحولیاتی تحفظ کے رولز اور قوانین کو مد نظر رکھ کر کی جاتی ہیں۔

انسانی وسائل :

انسانی وسائل کی ترقی غنی گلوبل گلاس کی ترجیحات میں سے ایک ہے۔ کیونکہ انتظامیہ انسانی وسائل کو ایک اثاثے کے طور پر لیتی ہے الحمد للہ غنی گلوبل گلاس نے اعلیٰ تعلیم یافتہ تجربہ کار سٹاف، مارکیٹنگ پلانٹ، آپریشن، فرنس، کوالٹی، فنانس اور کارپوریٹس کے شعبوں میں رکھا ہوا ہے۔

ٹریڈنگ اور ترقی :

ٹریڈنگ کی ضروریات کا تجربہ کیا جاتا ہے۔ خامیوں کی نشان دہی کر کے پورے سال کے لئے پلان ترتیب دیا جاتا ہے۔ اعلیٰ معیار کی کارکردگی کے لئے غنی گلوبل گلاس جاب اور بغیر جاب ٹریڈنگ، باقاعدہ گلاس روم ٹریڈنگ سیشن منعقد کئے جاتے ہیں۔ جس میں آپریٹرز کے ساتھ ساتھ تمام شعبوں کے لوگ شریک ہوتے ہیں۔ اسکے علاوہ ضرورت کے مطابق یورپین اور چائینز انکسپٹ بھی ہمارے آپریٹرز اور انجینئرز کو ٹریڈ کرنے کے لئے موجود ہوتے ہیں۔

کسٹمرز کی تسلی :

غنی گلوبل گلاس کوالٹی، ماحولیات اور حفاظتی سٹینڈرڈز پر خصوصی توجہ دیتا ہے۔ کمپنی اعلیٰ معیار کی USP Type-1 نیوٹرل گلاس نیوٹرلنگ وائل اور ایچمیول بنا رہی ہے۔ بہت ہی کم عرصے میں آپکی کمپنی اپنے آپ کو مارکیٹ میں ایک قابل اعتماد لوکل سپلائر کے طور پر متعارف کرانے میں کامیاب ہوئی ہے۔ پروڈکٹس اور خصوصی سروسز لاہور کراچی اور دوسرے بڑے شہروں میں کسٹمرز کے اطمینان کے مطابق مہیا کی جا رہی ہیں۔ کسٹمرز کی تجاویز اور انکی شکایات کو خوش آمدید کہہ کر خصوصی توجہ دی جاتی ہے۔

جائے گی۔ 2016 میں پروڈکشن شروع کرنے سے لیکر آپکی کمپنی غیر معیاری ٹیوبنگ امپورٹرز سے مشکلات کا مقابلہ کر رہی ہے کسٹمر عموماً معیاری پروڈکٹ کی بجائے کم قیمت کی طرف متوجہ ہیں۔ لیکن وقت گزرنے کے ساتھ یہ ٹیکسٹ کم ہو رہے ہیں۔ آپکی کمپنی نے ہائی ٹیک کوالٹی کی حامل اٹالین مشینری لگائی ہے۔ جو USP Type-1 گلاس ٹیوبلر ڈائل بنا رہی ہے۔ جبکہ اس وقت یہ ڈائل چائنہ اور یورپی ممالک سے چند فارما کمپنیاں امپورٹ کر رہی ہیں۔ زیادہ تر یہ کمپنیاں مولڈ ڈگلاس USP Type-III میں ڈرائی پروڈر بھر رہے ہیں۔ ہم تمام سائز کی ڈائل 2 سی سی سے لیکر 20 سی سی تک بنائیں گے۔ یہ ڈائلز چائنہ سے امپورٹ ہونے والی کوالٹی سے بہتر ہوگی۔ فارما کمپنیوں کی ضرورت کو پورہ کرنے کے لیے غنی گلوبل گلاس نے بہت بڑی انونٹمنٹ کی ہے۔ تاکہ چائنہ سے امپورٹ ہونے والی اینٹیبول کی مارکیٹ لیں سکیں۔ انشاء اللہ ان تمام کاوشوں کے نتائج آئندہ آنے والے عرصہ میں نظر آئیں گے۔

شیئر ہولڈرز کو ادائیگی:

آپکی کمپنی کی انتظامیہ شیئر ہولڈرز کو اپنی "سرمایہ کاری پر واپسی" پر کھلم یقین رکھتی ہے۔ بر حال کمپنی کے منافع میں آنے کے بعد شیئر ہولڈرز کو ادائیگی کی انشاء اللہ سفارش کی جائیگی۔

رباقری کاروبار:

الحمد للہ غنی گلوبل گلاس میں تمام کاروباری لین دین اور قافلہ اعمال شرح کے مطابق کرنے کو یقینی بنایا جاتا ہے۔

حفاظت، صحت، ماحول اور کوالٹی (SHEQ):

غنی گلوبل گلاس کا پہلا مقصد پہلے حفاظت ہے۔ کمپنی اس بات کو یقینی بناتی ہے کہ ملازمین، کسٹمرز اور سماجیت پر آنے والے زائرین اپنی فیملیز کے پاس واپس با حفاظت پہنچیں۔ تمام حفاظتی پروگرام کے تسلسل کے لئے ہر وقت سیفٹی انجینئر موجود ہے۔ جو اس بات کو یقینی بناتا ہے کہ حفاظتی اقدامات جس میں لوگ، مشینری، عمارتیں، پیکنگ، گاڑیاں اور سنورٹج شامل ہیں انکی حفاظت کرے۔

کوالٹی کی یقین دہانی:

غنی گلوبل گلاس کی توجہ کا مرکز آئی ایس او اور سیفٹی شینڈرڈ کے مطابق برابری کی لاگت پر معیاری پروڈکٹ کی فراہمی ہے۔ کمپنی کا کوالٹی سسٹم تربیت یافتہ آپریٹرز اور آڈیٹنگ کوالٹی سسٹم پر انحصار کرتا ہے۔ پروڈکٹ کے دوران ٹیسٹ کر کے معیار، پروڈکٹ کی جانچ، پری بریج لوڈ اور گلاس میں ڈرات کی جانچ کی جاتی ہے۔ آئی ایس او کوالٹی سرٹیفیکیشن کا حامل کوالٹی سسٹم تنقیدی تفصیل، تسلسل کے ساتھ پروڈکٹ میں بہتری اور ریگولیشن ضروریات کے مطابق کام کر رہا ہے۔ پروڈکشن کے بعد فائنل ٹیسٹ آئی ایس او کے شینڈرڈ اور Compliance سرٹیفیکیشن کے اجراء کے لیے اعداد و شمار کے نمونے لئے جاتے ہیں۔ ہمارے کسٹمر اعلیٰ معیار کی مصنوعات، بہترین میٹریل کے ساتھ انکی ضرورت کے مطابق بنا کر وقت پر انکی ترسیل چاہتے ہیں۔ غنی گلوبل گلاس نے دنیا کے بہترین کوالٹی منجیمینٹ سسٹم ISO-9001:2008

## سیل اور مارکیٹنگ :

پہلے مکمل سال کے دوران ہم نے اپنے آپ کو قابل اعتماد لوکل سپلائر کے طور پر متعارف کرایا۔ اسکے باوجود کہ کمپنی نے چائنیز کوالٹی کے امپورٹرز جو ہائیکو سے حکمرانی رہے تھے ان سے مشکل مزاحمت ادا کیا۔ ہم نے ہر انفرادی کسٹمر کے ساتھ طویل مدتی شراکت داری پر توجہ دی ہے۔ الحمد للہ کمپنی نے نارتھ اور ساؤتھ میں قابل اور تجربہ کار مارکیٹنگ اور سیل ٹیموں کی سرورسز لی ہیں۔ غنی گلوبل گلاس پہلی لوکل کمپنی ہے۔ جس نے یورپین کوالٹی USP Type-1 گلاس ٹیوبنگ کے لیے جدید ترین پلانٹ لگایا۔ ہم بہترین کوالٹی کی ٹیوبنگ بنا رہے ہیں لیکن چین سے امپورٹ کی وجہ سے قیمتوں کی مقابلہ مشکل اور لوکل Converters کو سپورٹ مل رہی ہے۔ اس طرح ہم چائیکو کی کم Landed Cost کی وجہ سے بہت ہی کم مارجن پر سیل کرنے پر مجبور ہوئے اور اپنے اخراجات بھی پورے نہیں کر پارے۔ ہم نے تمام ملک میں ایمپول اور وائل Converters کو گلاس ٹیوبنگ سیل کی جنہوں نے فارماسوٹیکل کمپنیز (جو کہ End user ہیں) کے لیے ایمپول اور وائل بنائے۔

آپ کی کمپنی افریقی ممالک جیسے Tunisia اور دوسرے ممالک میں ایکسپورٹ کے لیے راہ ہموار کر رہی ہے۔ ان ممالک کو امبر اور کلیئر ٹیوبنگ کے پیمبل پہلے ہی ارسال جاسکے ہیں اور جلد ہی مزید کاروائی کے لیے انتظار ہے۔ ہم ٹیوبنگ کے علاوہ امبر اور کلیئر ایمپول اپنی ٹیوبنگ سے بنا کر پورے ملک کے کسٹمرز کو سپلائی شروع کر دی ہے۔ الحمد للہ ہماری کوالٹی لوکل Converters سے بہت بہتر ہے۔ 2017 ٹیوبنگ سیل کے لحاظ سے کامیاب رہا۔ ہم نے چائنیز ٹیوبنگ استعمال کرنے والے ہر کسٹمر کو ڈارٹیکٹ یا سٹاکسک کے ذریعے ٹیوبنگ مہیا کی۔ یہ گلاس کی کوالٹی بہترین yeild، یعنی سکون اور پورہ سال بغیر رکاوٹ سپلائی سے ممکن ہوا۔ غنی گلوبل گلاس کے پروڈکشن میں آنے سے قبل امپورٹرز نے چائنیز ٹیوبنگ جو (USP Type -1) کو کوالٹی فائی نہیں کرتی) کا ایک سیلاب مارکیٹ میں پھینکا۔ جسکی وجہ سے فارما کسٹمرز غیر معیاری ٹیوبنگ ایمپول اور وائل بنانے کے لیے خریدنے پر مجبور ہوئے۔ جبکہ یورپین پروڈکٹ مہنگی ہونے کی وجہ سے فارماسوٹیکل مینوفیکچرنگ انڈسٹری کی پہنچ سے باہر ہے۔ غنی گلوبل گلاس کا شکر یہ جس نے USP Type-1 Neutral Borosilicate امبر اور کلیئر گلاس ٹیوبنگ لوکل اور بیرونی مارکیٹ کے لیے متعارف کرائی

## 2018 کیسا ہوگا؟

حال ہی میں آپ کی کمپنی نے گلاس ایمپول اور وائل بنانے والا توسیع منوبہ مکمل کیا ہے۔ OEMI اور SPAMI اٹالین ٹیکنالوجی متعارف کرائی ہے۔ آپ کی کمپنی گلاس ٹیوبنگ کی مینوفیکچر ہونے کے ناطے براڈ نیو ایمپول اور وائل کے لیے مکمل خود کار نظام کی حامل مشینری لگائی ہے۔ اعلیٰ معیار کے ایمپول ہونے کی وجہ سے ہم نے نارتھ اور ساؤتھ میں فوری شیئر حاصل کیا۔ الحمد للہ پروڈکٹ کوالٹی کی منظوری کے بعد ہم نے نیشنل فارماسوٹیکل کمپنیز کو سپلائی شروع کر دی ہے۔ باقاعدہ منظوری کے بعد جلد ہی ملٹی نیشنل کمپنیز کو سپلائی شروع کر دی

اسکے بعد کسٹمرز کی ڈیمانڈ پر آپکی کمپنی نے فرانس امبرگلاس ٹیوبنگ کی طرف تبدیل کی، اس سگ-میل کو عبور کرنے کیلئے یورپین ماہرین اور ہماری اپنی پروفیشنل ٹیم نے حصہ لیا۔ ٹیوبنگ گلاس اینیویول اور وائل بنانے والوں کو سپلائی کی جاتی ہے۔ دونوں صورتوں میں گلاس ٹیوبنگ بطور مشیریل استعمال ہوتا ہے۔

سیلہ سینڈ (جو ٹیوب بنانے میں استعمال ہوتی ہے) سے کسٹمر کی فارمنگ مشینوں اور فلنگ لائن تک ہر مرحلہ پر کسٹمر کا خیال رکھنا ہمارا وعدہ ہے۔ غنی گلوبل گلاس کا ہر ملازم اس وعدے کو سمجھتا اور اسکے مطابق عمل کرتا ہے۔ آپکی کمپنی کا عالمی معیار کا پروس اور کنٹرول کسٹمرز کی توقعات کو یقینی بناتا ہے۔ غنی گلوبل گلاس اپنے کسٹمرز کے ساتھ کام کرنے کو باعث عزت، مشن میں زیادہ شراکت اور کوالٹی پریقین رکھنے والے کسٹمرز کے ساتھ طویل مدتی تعلقات بڑھانا چاہتا ہے۔

خام مال سے لیکر فائنل پیکنگ تک ٹیوبنگ پروڈکشن بغیر کسی رکاوٹ جاری ہے۔ جدید پروس کنٹرول تمام پروڈکشن کے مراحل اور وقف شدہ ان لائن اور ان پروس انسپیکشنز کی نگرانی کرتا ہے۔ پلانٹ کو جدید کمپیوٹرائیز اور اعداد و شمار کے سسٹم کے تحت کنٹرول کیا جاتا ہے۔ اور یہ جدید کمپیوٹرائیز سسٹم پلانٹ کو آزادی سے چلا سکتا ہے۔

پلانٹ میں بہتریاں:

پروڈکشن پروس کسی بھی انڈسٹری کا بنیادی ٹول ہوتا ہے اور انڈسٹری کی کارکردگی کو جانچنے کے لیے وقت کے ساتھ ساتھ پروڈکشن پروس میں ڈیولپمنٹ ضروری ہے۔ غنی گلوبل گلاس کی ٹیم نے ہمیشہ ڈیولپمنٹ اور پروس کی بہتری کے لیے زور دیا ہے۔ ہماری مختصی ٹیم مینجمنٹ کی زیر نگرانی پروڈکشن پروس میں بہتری کے لیے کوشاں ہے۔ اس دوران کمپنی نے Pre-Heating ادون لگایا جو Sleeve کو Pre-Heat کرتا ہے اور اس طرح پروڈکشن بغیر کسی رکاوٹ جاری رہتی ہے۔ اس بہتری کی وجہ سے 3-4 دن کی پروڈکشن میں بچت ہوئی جسکے نتیجے میں پلانٹ زیادہ قابل اعتماد ہوا۔

توسیع منصوبہ:

غنی گلوبل گلاس نے گلاس سائنس میں مہارت، فارمنگ میں باقاعدگی، ڈیزائن میں بہتری سے 21 ویں صدی کے گلاس اینیویول اور وائل کے ذریعے 21 ویں صدی کی ادویات کو محفوظ بنایا ہے۔ اپریل 2016 میں پروڈکشن شروع کرنے کے فوری بعد آپکی کمپنی نے جون 2016 میں value added، اینیویول اور وائل گلاس کے توسیع منصوبہ کا اعلان کیا۔ یورپی ٹیکنالوجی کی حامل مشینری کی پہلی کھیپ وصول ہونے کے بعد جنوری 2017 میں گلاس اینیویول اور وائل کے پہلے مرحلے کی پروڈکشن شروع کی۔ الحمد للہ یہ توسیع منصوبہ یورپین اور چائینز ماہرین کی زیر نگرانی ستمبر 2017 میں مکمل ہو چکا ہے۔ ہمارے اینیویول اور وائل نے ادویات کی سٹوریج اور ترسیل میں اضافہ کر کے لوگوں کو صحت اور قابل اعتماد ضروری ادویات تک رسائی مہیا کی ہے۔

کمپنی کا مجموعی منافع 12.90 ملین رہا جن کے گزشتہ عرصے میں یہ منافع 3.22 ملین روپے تھا امید ہے ہم جلد ہی نفع نقصان کے بغیر کی سطح پر پہنچ جائیں گے۔ انشاء اللہ

تقسیم کاری کی لاگت اور انتظامی اخراجات بالترتیب 16.91 ملین اور 44.81 ملین روپے رہے جبکہ پچھلے عرصے میں یہ اخراجات بالترتیب 8.36 ملین روپے اور 22.77 ملین روپے تھے۔ پروجیکٹ فنانس اور ورکنگ کیپٹل لائنز کی فنانس کا سٹ 68.70 ملین روپے رہی جبکہ پچھلے عرصے میں یہ رقم 17.54 ملین روپے تھی۔ خالص نقصان 115.93 ملین روپے ہے جبکہ پچھلے عرصے میں یہ نقصان 51.24 ملین روپے تھا۔ اہم مالیاتی نتائج بابت سال 30 جون 2017 کا موازنہ مندرجہ ذیل ہے۔

'000' روپے		تفصیلات
جون 2016	جون 2017	
77,534	387,610	مجموعی فروخت
66,023	330,008	خالص فروخت
3,222	12,904	مجموعی منافع
8,364	16,906	تقسیم کاری کی لاگت
22,535	44,815	انتظامی اخراجات
17,541	68,698	مالیاتی لاگت
(45,540)	(112,625)	گنيس سے پہلے نقصان
(51,236)	(115,925)	خالص نقصان

اس طرح فی حصص نقصان 1.27 روپے ہے جبکہ پچھلے عرصے میں یہ نقصان 86 پیسے فی حصص تھا۔

آپ کی کمپنی نے اعلیٰ معیار کی ایپورٹ کے متبادل (USPTYPE-1) گلاس ٹیوبنگ مارکیٹ میں متعارف کرائی ہے۔ جسکے نتیجے میں آپ کی کمپنی کو سخت مزاحمت اقبالہ غیر معیاری چائینز ایپورٹرز (جو دبائیوں سے حکمرانی کر رہے ہیں) اسکے علاوہ پروڈکشن کی کارکردگی پلانٹ کی انسٹال صلاحیت کا 59.96 فیصد رہی جو کہ نارمل ریپیئر اور مینٹیننس اور صاف گلاس سے امبر گلاس ٹیوبنگ کی طرف فرنس کی تبدیلی بھی اس سال نقصان کی وجہ بنا۔

کام اور کارکردگی:

کمپنی نے کوالٹی بوروسیلیکیٹ گلاس ٹیوبنگ کی ضرورت کو مد نظر رکھ کر براؤڈ کے ساتھ آرٹ کا نمونہ پلانٹ لگایا۔ پلانٹ، اٹلی، جاپان، جرمنی، یو کے اور چائین سے براؤڈ ٹیوشینری پر مشتمل ہے۔ گھنٹیکو جان کاری اور فرنس ڈیزائن kimbel، نامی یورپین ٹیکولوجی جس کا وسیع تجربہ اور سکے بنانا ہے حاصل کی گئی ہے۔ پلانٹ کی پیداواری استعداد 7,300 ٹن سالانہ ہے۔ پلانٹ آرٹ کا نمونہ اور پروڈکشن لائن پر مشتمل ہے۔ جو اعلیٰ معیار کی یورپین کوالٹی گلاس ٹیوبنگ، یورپین ماہرین کی زیر نگرانی چل رہا ہے۔ شروع میں ہم نے صاف گلاس ٹیوبنگ بنائی

## ڈارمیٹرز رپورٹ

پیارے شیئر ہولڈرز۔

اسلام علیکم ورحمۃ وبرکات

آپ کی کمپنی (غنی گلوبل گلاس لمیٹڈ) کے ڈارمیٹرز انکمپنیز ایکٹ 2017 کی ضرورت کے مطابق کمپنی کی آڈٹ شدہ فنانشل سٹیٹمنٹس بابت احتتام شدہ سال 30 جون 2017 کو پیش کرنے میں خوشی محسوس کرتے ہیں۔

### نیشنل اکانومی کا عمومی جائزہ:

2017 کے احتتامی سال میں پاکستان کی اکانومی 5.3 فیصد بڑھی۔ جو کہ پچھلی ایک دہائی میں سب سے زیادہ اور سال 2016 کی 4.5 فیصد گروتھ سے زیادہ ہے۔ دوسری طرف کرنٹ اکاؤنٹ میں زوال بھی ہوا ہے۔ کرنٹ اکاؤنٹ کے زوال میں زیادتی اور بیرونی سرمایہ کاری میں سستی اور قرض کے ذریعے فارن ریزرو میں اضافہ ہوا۔ کمزور بیرونی اکاؤنٹ کے باوجود ڈالر کے مقابلے میں پاکستانی کرنسی میں استحکام رہا۔ مستحکم کرنسی عالمی تیل کی قیمتوں میں کمی کے باوجود مہنگائی میں اضافہ ہوا۔ 2017 میں اوسطاً 4.2 فیصد اضافہ ہوا جو کہ 2016 میں 2.9 فیصد تھا۔ اس دوران اوسطاً بنیادی افراط زر (خوراک و توانائی کے علاوہ) 5.2 فیصد رہا جو کہ 2016 میں 4.2 فیصد تھا۔ تبدیلی شدہ سیاسی منظر نامہ پاکستان کی اکانومی پر اثر انداز ہوا ہے کیونکہ اس سال اکانومی کی نشوونما مضبوط کارکردگی کی بنیاد پر ہوگی۔ 2018 کے پہلے دو ماہ میں ایشیا کی ایکسپورٹ اور ترسیلات میں دگنا اضافہ ہوا ہے۔ جو پاکستان کی اکانومی کی نشوونما کی تصدیق کرتا ہے۔ اگست میں پانامہ اسکینڈل کی وجہ سے وزیر اعظم کا استعفیٰ 2018 میں ہونے والے الیکشن کی امکانی سمت متعین کر سکتا ہے۔ جبکہ اپوزیشن پارٹیاں حکمران جماعت کی مشکلات سے استفادہ حاصل نہیں کر سکیں۔ یہ ایک اچھا اشارہ ہے کہ سیاسی غیر یقینی کے باوجود سول اور ملٹری ادارے 62 بلین ڈالر کے پاکستان چائنہ اکٹنا کم کوریڈور کو مکمل کرنے میں ایک صفحے پر ہیں۔ سی پیک پروجیکٹ اندرونی سرمایہ کاری اور خطے کی تجارتی نشوونما کا باعث بنے گا۔

سی پیک کی وجہ سے اکانومی بہت سارے محاذوں پر فائدہ اٹھائے گی اور اس طرح پاکستان کا اکانومی اندازہ بہتر نظر آتا ہے۔ زراعت کے شعبے میں بہتری، منظوب پیداواری ٹیکنالوجی اور صحت مند سرمایہ کاری ماحول سے نشوونما ممکن ہے۔ 2018 میں اکانومی کی نشوونما 4.9 فیصد متوقع ہے جو پچھلے ایک ماہ قبل بتائے گئے سے 0.1 فیصد کم ہے۔ لیکن 2019 میں بہتر ہو کر 5.1 فیصد متوقع ہے۔

### مالیاتی کارکردگی:

الحمد للہ زیر جائزہ سال آپریشن کا پہلا مکمل سال ہے۔ مارکیٹ میں کمپنی کی پروڈکشن کی قبولیت کی وجہ سے کمپنی کے سیل میں دن بدن اضافہ ہو رہا ہے۔ 2017 کے احتتامی سال کے دوران کمپنی کی سیل 387.61 بلین رہی جبکہ گذشتہ سال سیل 77.53 بلین روپے تھی۔

**FORM OF PROXY**  
**10<sup>th</sup> Annual General Meeting**  
**GHANI GLOBAL GLASS LIMITED**

I/We \_\_\_\_\_  
of \_\_\_\_\_  
being a member of GHANI GLOBAL GLASS LIMITED \_\_\_\_\_  
hereby appoint \_\_\_\_\_  
of \_\_\_\_\_  
failing him \_\_\_\_\_

as my / our Proxy to attend act and vote for me/us on my/our behalf at 10<sup>th</sup> Annual General Meeting of the members of the Company to be held at Lahore on Saturday, October 28, 2017 at 12:00 Noon and at any adjournment(s) thereof.

Signed this \_\_\_\_\_ day of October 2017.

Sign by the said Member

Signed in the presence of:

- |   |   |
|---|---|
| 1. Signature: _____<br>Name: _____<br>Address: _____<br>CNIC/Passport No. _____ | 2. Signature: _____<br>Name: _____<br>Address: _____<br>CNIC/Passport No. _____ |
|---|---|

Information required		For Member (Shareholder)	For Proxy	For alternate Proxy (*)
			(If member)	
Number of shares held				
Folio No.				
CDC Account No.	Participant I.D.			
	Account No.			

**Affix  
Revenue  
Stamp of  
Rs.5/**

(\*) Upon failing of appointed Proxy.



## پراکسی فارم دسواں سالانہ اجلاس عام غنی گلوبل گلاس لمیٹڈ

میں مسٹی اسٹاٹہ ----- ساکن -----  
 صلح ----- بحیثیت ممبر غنی گلوبل گلاس لمیٹڈ، مسٹی اسٹاٹہ -----  
 ساکن ----- کو بطور مختار (پراکسی) مقرر کرتا ہوں تاکہ وہ میری جگہ اور میری طرف سے  
 کچھنی کے دسویں سالانہ اجلاس جو تاریخ ہفتہ 28 اکتوبر 2017 کو 12:00 بجے دوپہر کچھنی کے رجسٹرڈ آفس میں منعقد ہو رہا ہے میں اور اس  
 کے کسی بلتوی شدہ اجلاس میں شریک ہو، عمل کرے اور ووٹ ڈالے۔  
 آج بروز ----- تاریخ ----- 2017ء کو دستخط کئے گئے۔

دستخط ممبر

گواہان:

1. دستخط: \_\_\_\_\_ نام: \_\_\_\_\_ پتہ: \_\_\_\_\_ شناختی کارڈ نمبر: \_\_\_\_\_  
 2. دستخط: \_\_\_\_\_ نام: \_\_\_\_\_ پتہ: \_\_\_\_\_ شناختی کارڈ نمبر: \_\_\_\_\_

پانچ روپے  
 مالیت کے رسیدی  
 ٹکٹ پر دستخط

ضرورت معلومات	رکن کے لئے (شیر ہولڈر)	پراکسی کے لئے (اگر رکن ہے)	تبادل پراکسی کے لئے (*)
حصص کی تعداد			
فولڈ نمبر			
سی۔ ڈی۔ سی اکاؤنٹ نمبر	پارٹنرسپٹ آئی۔ ڈی		
	اکاؤنٹ نمبر		

(\*) مقرر کردہ پراکسی کی ناکامی پر